































































































































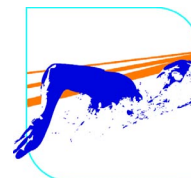




# European Swimming Championships Short Course

## Trieste, Italy

### 8-11 December 2005



#### Event 101

8 DEC 2005 - 18:28

Men's 50m Freestyle  
50m Nage Libre Hommes

Finals  
Finales

### FINAL RESULTS CLASSEMENT FINALES

WR	21.10	BOUSQUET Fred	FRA	East Meadow (USA)	25 MAR 2004
ER	21.10	BOUSQUET Fred	FRA	East Meadow (USA)	25 MAR 2004
CR	21.15	NYSTRAND Stefan	SWE	Antwerp (BEL)	13 DEC 2001

	Rank	LN	Name	YB	Nation	R.T.	Result	Behind
FINAL	1.	6	FOSTER Mark	70	GBR	0.78	21.27	
	2.	2	BOUSQUET Frederick	81	FRA	0.71	21.47	0.20
	3.	4	KENKHUIS Johan	80	NED	0.72	21.51	0.24
	4.	3	DEIBLER Steffen	87	GER	0.75	21.56	0.29
	5.	5	VEENS Mark	78	NED	0.77	21.57	0.30
	6.	7	SICOT Julien	78	FRA	0.79	21.70	0.43
	6.	8	RAJAKYLA Matti	84	FIN	0.70	21.70	0.43
	8.	1	LAGUNOV Evgeny	85	RUS	0.74	22.01	0.74

Timing & Data-Handling by OMEGA

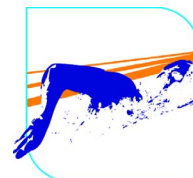




# European Swimming Championships Short Course

## Trieste, Italy

### 8-11 December 2005



#### Event 18

9 DEC 2005

Men's 100m Freestyle  
100m Nage Libre Hommes

Heats  
Séries

### TOTAL RANKING CLASSEMENT TOTAL

WR	46.25	CROCKER Ian	USA	East Meadow (USA)	27 MAR 2004
ER	46.64	DUJE Draganja	CRO	New York (USA)	27 MAR 2004
CR	46.81	V.D. HOOGENBAND Pieter	NED	Dublin (IRL)	13 DEC 2003

Rank	HT	LN	Name	YB	Nation	R.T.	50m	Result	Behind
1.	8	4	MAGNINI Filippo	82	ITA	0.75	23.42	47.76 q	
2.	7	3	GILOT Fabien	84	FRA	0.80	22.97	47.97 q	0.21
3.	6	3	YEGOSHIN Yuri	85	UKR	0.97	23.05	48.04 q	0.28
4.	8	1	LAGUNOV Evgeny	85	RUS	0.77	22.95	48.06 q	0.30
5.	8	2	BERNARD Alain	83	FRA	0.80	23.03	48.16 q	0.40
6.	6	2	VEENS Mark	78	NED	0.79	23.07	48.24 q	0.48
7.	8	5	DEIBLER Steffen	87	GER	0.81	23.39	48.25 q	0.49
8.	8	7	LEVEAUX Amaury	85	FRA	0.75	23.45	48.26	0.50
9.	8	3	CALVI Alessandro	83	ITA	0.81	23.27	48.33 q	0.57
10.	7	4	BOUSQUET Frederick	81	FRA	0.75	23.11	48.41	0.65
11.	2	8	DAVENPORT Ross	84	GBR	0.76	23.26	48.48 q	0.72
12.	7	6	RAJAKYLA Matti	84	FIN	0.72	23.28	48.53 q	0.77
13.	8	6	PIEHL Marcus	85	SWE	0.70	22.78	48.54 q	0.78
14.	6	7	NEVIAROVSKI Stanislav	81	BLR	0.76	23.18	48.55 q	0.79
15.	7	5	DI CARLI Marco	85	GER	0.80	23.23	48.61 q	0.85
16.	5	2	ANDKJAER Jakob	85	DEN	0.72	23.49	48.64 q	0.88
17.	5	4	GRECHIN Andrey	87	RUS	0.81	23.54	48.71 q	0.95
17.	6	8	SYZONENKO Denys	84	UKR	0.93	23.18	48.71 q	0.95
19.	6	4	LANZARINI Klaus	77	ITA	0.83	23.44	48.88	1.12
20.	8	8	VERNER Martin	80	CZE	0.79	23.11	48.93	1.17
21.	4	5	MILOSLAVSKIS Romans	83	LAT	0.89	23.57	48.96	1.20
22.	5	3	BINEVICIUS Saulius	79	LTU	0.83	23.54	49.04	1.28
22.	7	7	WITKOWSKI Michal	84	POL	0.77	23.19	49.04	1.28
24.	7	8	COZENS Christopher	82	GBR	0.69	23.12	49.09	1.33
25.	5	5	NOVY Karel	80	SUI	0.82	23.64	49.25	1.49
26.	6	6	VISMARA Lorenzo	75	ITA	0.81	23.56	49.30	1.54
27.	4	6	HOWARD Anthony	79	GBR	0.79	22.69	49.33	1.57
28.	7	2	LORENTE GINESTA Eduard	77	ESP	0.78	23.24	49.53	1.77
29.	6	5	NORIEGA SANZ Javier	80	ESP	0.81	23.71	49.55	1.79
30.	4	2	ALJAND Martti	87	EST	0.68	23.79	49.62	1.86
30.	5	1	HARD Jere	78	FIN	0.86	23.81	49.62	1.86
30.	5	7	KAPRALOV Andrey	80	RUS	0.73	23.86	49.62	1.86
33.	7	1	PUNINSKI Alexei	85	CRO	0.72	23.37	49.65	1.89
34.	5	6	ANDERSSON Erik	84	SWE	0.79	23.67	49.67	1.91
35.	6	1	RADZIONOV Andrei	85	BLR	0.88	23.62	49.69	1.93
36.	2	4	BARNEA Guy	87	ISR	0.72	24.24	49.78	2.02
37.	5	8	BRODA Ondrej	82	CZE	0.84	23.79	49.85	2.09
38.	4	3	HARNOL Lukas	84	CZE	0.82	23.98	50.02	2.26
39.	4	4	VIKTORAVICIUS Paulius	84	LTU	0.78	23.78	50.10	2.34
40.	3	1	XYLOURIS Nikolaos	82	GRE	0.79	24.34	50.21	2.45
41.	4	7	FISCHER Christian	86	DEN	0.88	24.13	50.33	2.57
41.	4	1	ZISIMOS Andreas	83	GRE	0.81	24.25	50.33	2.57
43.	3	5	RUSI Jani	84	FIN	0.81	23.90	50.46	2.70
44.	3	6	MARGIS Mindaugas	81	LTU	0.81	24.50	50.60	2.84

Timing & Data-Handling by OMEGA

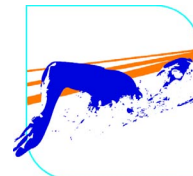




# European Swimming Championships Short Course

## Trieste, Italy

### 8-11 December 2005



#### Event 18

9 DEC 2005

Men's 100m Freestyle  
100m Nage Libre Hommes

Heats  
Séries

### TOTAL RANKING CLASSEMENT TOTAL

WR	46.25	CROCKER Ian	USA	East Meadow (USA)	27 MAR 2004
ER	46.64	DUJE Draganja	CRO	New York (USA)	27 MAR 2004
CR	46.81	V.D. HOOGENBAND Pieter	NED	Dublin (IRL)	13 DEC 2003

Rank	HT	LN	Name	YB	Nation	R.T.	50m	Result	Behind
45.	2	1	GIMINSKI Lukas	86	POL	0.91	24.27	<b>50.71</b>	2.95
46.	2	2	BRANDL David	87	AUT	0.90	25.11	<b>50.91</b>	3.15
47.	3	4	FALCONER Randal	87	GBR	0.85	24.13	<b>51.12</b>	3.36
48.	3	2	SILJEVSKI Radovan	86	SCG	0.69	24.95	<b>51.17</b>	3.41
49.	3	7	MATHEWS David	88	IRL	0.73	24.49	<b>51.46</b>	3.70
50.	3	3	ADOMAITIS Vytautas	87	LTU	0.84	24.51	<b>51.47</b>	3.71
51.	3	8	SMOLIK Jan	88	CZE	0.79	24.43	<b>51.49</b>	3.73
52.	1	6	ROMANOVICH Vitaly	87	RUS	0.82	24.96	<b>51.51</b>	3.75
53.	4	8	MIHALCA Alin	85	ROM	0.80	24.43	<b>51.60</b>	3.84
54.	1	5	MINCA Casian Andrei	87	ROM	0.86	25.12	<b>51.78</b>	4.02
55.	2	6	MALUL Michael	85	ISR	0.64	24.95	<b>51.95</b>	4.19
56.	1	4	MC GRANN Neil	82	IRL	0.81	24.47	<b>52.05</b>	4.29
57.	1	3	NIBLOCK Jonathan	85	IRL	0.82	25.38	<b>52.12</b>	4.36
58.	2	7	KOLOYAN Mikael	83	ARM	0.78	24.74	<b>52.22</b>	4.46
59.	2	5	THONESSEN Jon	86	DEN	0.87	25.23	<b>52.23</b>	4.47
60.	2	3	HANSEN Tobias Urban	87	DEN	0.82	24.98	<b>52.26</b>	4.50

Timing & Data-Handling by OMEGA

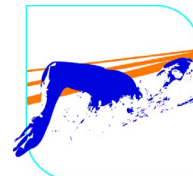




# European Swimming Championships Short Course

## Trieste, Italy

### 8-11 December 2005



## Event 218

9 DEC 2005 - 17:57

Men's 100m Freestyle  
100m Nage Libre Hommes

Semifinals  
Demi-Finales

### TOTAL RANKING CLASSEMENT TOTAL

WR	46.25	CROCKER Ian	USA	East Meadow (USA)	27 MAR 2004
ER	46.64	DUJE Draganja	CRO	New York (USA)	27 MAR 2004
CR	46.81	V.D. HOOGENBAND Pieter	NED	Dublin (IRL)	13 DEC 2003

Rank	HT	LN	Name	YB	Nation	R.T.	50m	Result	Behind
1.	2	4	MAGNINI Filippo	82	ITA	0.76	22.46	46.55 Q	ER
2.	2	3	BERNARD Alain	83	FRA	0.79	22.68	47.58 Q	1.03
3.	2	6	DEIBLER Steffen	87	GER	0.81	22.99	47.76 q	1.21
4.	1	5	LAGUNOV Evgeny	85	RUS	0.74	23.20	47.78 Q	1.23
5.	2	5	YEGOSHIN Yuri	85	UKR	0.92	22.96	47.87 q	1.32
6.	1	6	CALVI Alessandro	83	ITA	0.80	23.04	47.91 Q	1.36
6.	1	4	GILOT Fabien	84	FRA	0.81	22.99	47.91 Q	1.36
8.	2	1	DI CARLI Marco	85	GER	0.79	23.03	48.00 q	1.45
9.	1	3	VEENS Mark	78	NED	0.76	22.87	48.05	1.50
10.	1	2	RAJAKYLA Matti	84	FIN	0.71	23.07	48.18	1.63
11.	2	8	GRECHIN Andrey	87	RUS	0.80	23.37	48.23	1.68
12.	2	2	DAVENPORT Ross	84	GBR	0.76	23.44	48.26	1.71
13.	1	7	NEVIAROVSKI Stanislav	81	BLR	0.77	23.52	48.56	2.01
14.	1	1	ANDKJAER Jakob	85	DEN	0.71	23.47	48.62	2.07
15.	1	8	SYZONENKO Denys	84	UKR	0.93	23.70	49.00	2.45
16.	2	7	PIEHL Marcus	85	SWE	0.72	23.29	49.01	2.46

Timing & Data-Handling by OMEGA

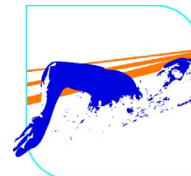




# European Swimming Championships Short Course

## Trieste, Italy

8-11 December 2005



### Event 118

10 DEC 2005 - 18:30

Men's 100m Freestyle  
100m Nage Libre Hommes

Finals  
Finales

### FINAL RESULTS CLASSEMENT FINALES

WR	46.25	CROCKER Ian	USA	East Meadow (USA)	27 MAR 2004
=WR	46.25	SCHOEMAN Roland	RSA	Berlin (GER)	22 JAN 2005
ER	46.55	MAGNINI Filippo	ITA	Trieste (ITA)	9 DEC 2005
CR	46.55	MAGNINI Filippo	ITA	Trieste (ITA)	9 DEC 2005

	Rank	LN	Name	YB	Nation	R.T.	50m	Result	Behind
FINAL	1.	4	MAGNINI Filippo	82	ITA	0.73	22.49	46.52	ER
	2.	3	DEIBLER Steffen	87	GER	0.80	22.78	47.43	0.91
	3.	6	LAGUNOV Evgeny	85	RUS	0.74	22.94	47.55	1.03
	4.	5	BERNARD Alain	83	FRA	0.80	22.64	47.57	1.05
	5.	1	GILOT Fabien	84	FRA	0.79	22.86	47.89	1.37
	6.	7	CALVI Alessandro	83	ITA	0.79	22.88	47.95	1.43
	7.	2	YEGOSHIN Yuri	85	UKR	0.95	23.05	48.27	1.75
	8.	8	DI CARLI Marco	85	GER	0.83	22.94	48.37	1.85

Timing & Data-Handling by OMEGA

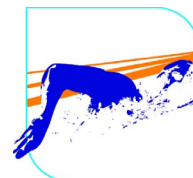




# European Swimming Championships Short Course

## Trieste, Italy

### 8-11 December 2005



#### Event 36

11 DEC 2005

Men's 200m Freestyle  
200m Nage Libre Hommes

Heats  
Séries

### TOTAL RANKING CLASSEMENT TOTAL

WR	1:41.10	THORPE Ian	AUS	Berlin (GER)	6 FEB 2000
ER	1:41.89	V.D. HOOGENBAND Pieter	NED	Dublin (IRL)	14 DEC 2003
CR	1:41.89	V.D. HOOGENBAND Pieter	NED	Dublin (IRL)	14 DEC 2003

Rank	HT	LN	Name	YB	Nation	R.T.	50m	100m	150m	Result	Behind
1.	7	2	LEVEAUX Amaury	85	FRA	0.76	24.45	50.90	1:17.54	<b>1:43.90 q</b>	
2.	3	1	DAVENPORT Ross	84	GBR	0.79	24.74	50.93	1:17.16	<b>1:44.06 q</b>	0.16
3.	6	5	KORZENIOWSKI Pawel	85	POL	0.74	24.51	50.75	1:17.44	<b>1:44.53 q</b>	0.63
4.	5	4	ROSOLINO Massimiliano	78	ITA	0.83	24.51	50.78	1:17.58	<b>1:44.63 q</b>	0.73
5.	7	4	MAGNINI Filippo	82	ITA	0.76	24.11	50.76	1:17.95	<b>1:44.84 q</b>	0.94
6.	6	6	SVOBODA Kvetoslav	82	CZE	0.77	24.37	50.66	1:17.31	<b>1:45.02 q</b>	1.12
7.	5	2	RUBACEK Michal	86	CZE	0.71	24.35	51.25	1:17.93	<b>1:45.39 q</b>	1.49
8.	7	6	STARKE Benjamin	86	GER	0.76	25.18	52.36	1:18.97	<b>1:45.85 q</b>	1.95
9.	5	1	NIZ Adriano	86	POR	0.84	25.31	52.55	1:19.69	<b>1:46.25</b>	2.35
10.	6	4	LANZARINI Klaus	77	ITA	0.84	24.28	51.44	1:19.04	<b>1:46.32</b>	2.42
11.	3	8	CARRY David	81	GBR	0.81	24.77	51.63	1:19.09	<b>1:46.40</b>	2.50
12.	7	7	MILOSLAVSKIS Romans	83	LAT	0.88	24.75	51.54	1:18.96	<b>1:46.44</b>	2.54
13.	6	2	BREMBILLA Emiliano	78	ITA	0.84	25.23	51.81	1:19.01	<b>1:46.53</b>	2.63
14.	7	5	BINEVICIUS Saulius	79	LTU	0.80	24.35	50.70	1:18.06	<b>1:46.54</b>	2.64
15.	3	5	XYLOURIS Nikolaos	82	GRE	0.80	25.06	52.02	1:19.28	<b>1:46.72</b>	2.82
16.	4	4	RUD Jon	86	DEN	0.83	25.56	52.44	1:19.79	<b>1:47.05</b>	3.15
17.	4	5	ANDKJAER Jakob	85	DEN	0.72	25.89	53.36	1:20.13	<b>1:47.06</b>	3.16
18.	5	6	MADELAINE Matthieu	83	FRA	0.84	25.39	52.46	1:19.99	<b>1:47.15</b>	3.25
19.	5	5	BIEDERMANN Paul	86	GER	0.83	25.20	52.33	1:20.06	<b>1:47.17</b>	3.27
20.	5	3	STANCZYK Przemyslaw	85	POL	0.79	25.04	51.95	1:19.67	<b>1:47.28</b>	3.38
21.	7	1	GIMINSKI Lukasz	86	POL	0.87	24.90	51.99	1:19.87	<b>1:47.82</b>	3.92
22.	6	3	LAGUNOV Evgeny	85	RUS	0.75	24.60	52.17	1:20.90	<b>1:48.07</b>	4.17
23.	3	2	MANGANAS Dimitrios	78	GRE	0.85	25.61	52.97	1:20.62	<b>1:48.23</b>	4.33
24.	6	8	ROSTOUCHER Nicolas	81	FRA	0.75	25.29	52.51	1:20.47	<b>1:48.40</b>	4.50
25.	4	6	KOKOSHA Maxim	83	UKR	0.92	25.86	53.29	1:20.74	<b>1:48.55</b>	4.65
26.	4	1	FISCHER Christian	86	DEN	0.91	25.74	53.35	1:21.01	<b>1:48.68</b>	4.78
27.	5	7	KVALE Gard	84	NOR	0.80	25.95	53.60	1:21.54	<b>1:48.78</b>	4.88
28.	5	8	STRASSER Gerry	83	SUI	0.83	25.71	52.92	1:20.68	<b>1:48.83</b>	4.93
29.	3	6	ADVENA Sergii	84	UKR	0.81	25.45	52.86	1:20.71	<b>1:48.88</b>	4.98
30.	6	7	ROMANOVICH Vitaly	87	RUS	0.84	25.28	52.39	1:20.43	<b>1:48.90</b>	5.00
31.	1	5	KIS Gergo	88	HUN	0.76	25.84	53.86	1:21.65	<b>1:48.95</b>	5.05
32.	6	1	BRANDL David	87	AUT	0.89	25.72	53.81	1:21.53	<b>1:49.10</b>	5.20
32.	7	8	YEGOSHIN Yuri	85	UKR	0.90	24.74	51.97	1:20.33	<b>1:49.10</b>	5.20
34.	4	2	RADZIONOV Andrei	85	BLR	0.77	24.92	52.32	1:20.19	<b>1:49.17</b>	5.27
35.	7	3	ANDERSSON Erik	84	SWE	0.78	24.61	51.11	1:19.12	<b>1:49.18</b>	5.28
36.	4	8	STROHMEYER Guillaume	85	FRA	0.64	25.80	53.60	1:21.42	<b>1:49.25</b>	5.35
37.	2	3	ALJAND Martti	87	EST	0.68	25.46	53.37	1:21.42	<b>1:49.30</b>	5.40
38.	3	3	TURK Luka	86	SLO	0.73	25.83	53.31	1:21.47	<b>1:49.58</b>	5.68
39.	4	7	ZISIMOS Andreas	83	GRE	0.77	25.31	52.96	1:21.05	<b>1:49.63</b>	5.73
40.	1	6	MOURAO Duarte	84	POR	0.72	25.19	52.62	1:20.92	<b>1:49.95</b>	6.05
41.	2	5	ARAUJO Joao	85	POR	0.68	25.88	54.27	1:22.22	<b>1:49.98</b>	6.08
42.	2	8	CLARKE James	88	GBR	0.79	25.21	52.86	1:21.25	<b>1:50.12</b>	6.22
43.	1	4	ANDRIJAUSKAS Paulius	84	LTU	0.78	25.49	53.44	1:22.57	<b>1:51.43</b>	7.53
44.	2	6	FALCONER Ranald	87	GBR	0.88	25.73	53.66	1:22.13	<b>1:51.66</b>	7.76

Timing & Data-Handling by OMEGA

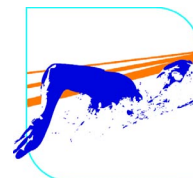




# European Swimming Championships Short Course

## Trieste, Italy

### 8-11 December 2005



#### Event 36

11 DEC 2005

Men's 200m Freestyle  
200m Nage Libre Hommes

Heats  
Séries

### TOTAL RANKING CLASSEMENT TOTAL

WR	1:41.10	THORPE Ian	AUS	Berlin (GER)	6 FEB 2000
ER	1:41.89	V.D. HOOGENBAND Pieter	NED	Dublin (IRL)	14 DEC 2003
CR	1:41.89	V.D. HOOGENBAND Pieter	NED	Dublin (IRL)	14 DEC 2003

Rank	HT	LN	Name	YB	Nation	R.T.	50m	100m	150m	Result	Behind
45.	2	4	MIHALCA Alin	85	ROM	0.81	25.53	53.57	1:22.54	<b>1:51.68</b>	7.78
46.	3	4	MONTEIRO Luis	83	POR	0.85	25.19	52.83	1:21.96	<b>1:51.72</b>	7.82
47.	1	2	SUSKOV Pavel	81	LTU	0.88	26.37	55.51	1:24.20	<b>1:51.89</b>	7.99
48.	3	7	THONESSEN Jon	86	DEN	0.88	26.42	54.37	1:22.91	<b>1:52.07</b>	8.17
49.	2	7	MATHEWS David	88	IRL	0.79	26.01	54.45	1:23.32	<b>1:52.76</b>	8.86
50.	2	2	ADOMAITIS Vytautas	87	LTU	0.82	25.81	54.51	1:24.04	<b>1:53.44</b>	9.54
51.	2	1	KOLOYAN Mikael	83	ARM	0.83	25.50	53.51	1:23.05	<b>1:54.37</b>	10.47
52.	1	3	MINCA Casian Andrei	87	ROM	0.88	26.17	54.91	1:24.79	<b>1:54.48</b>	10.58
	4	3	ROGAN Markus	82	AUT					DNS	

Timing & Data-Handling by OMEGA



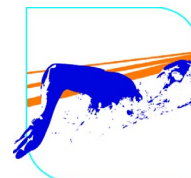




# European Swimming Championships Short Course

## Trieste, Italy

### 8-11 December 2005



## Event 136

11 DEC 2005 - 17:59

Men's 200m Freestyle  
200m Nage Libre Hommes

Finals  
Finales

### FINAL RESULTS CLASSEMENT FINALES

WR	1:41.10	THORPE Ian	AUS	Berlin (GER)	6 FEB 2000
ER	1:41.89	V.D. HOOGENBAND Pieter	NED	Dublin (IRL)	14 DEC 2003
CR	1:41.89	V.D. HOOGENBAND Pieter	NED	Dublin (IRL)	14 DEC 2003

Rank	LN	Name	YB	Nation	R.T.	50m	100m	150m	Result	Behind
<b>FINAL</b>										
1.	2	MAGNINI Filippo	82	ITA	0.74	23.56	49.31	1:15.84	<b>1:42.89</b>	
2.	6	ROSOLINO Massimiliano	78	ITA	0.84	24.52	50.40	1:16.63	<b>1:43.32</b>	0.43
3.	5	DAVENPORT Ross	84	GBR	0.78	24.54	50.89	1:17.37	<b>1:43.93</b>	1.04
4.	3	KORZENIOWSKI Pawel	85	POL	0.74	24.38	50.52	1:17.39	<b>1:43.99</b>	1.10
5.	4	LEVEAUX Amaury	85	FRA	0.75	23.90	50.30	1:17.43	<b>1:44.36</b>	1.47
6.	7	SVOBODA Kvetoslav	82	CZE	0.80	24.72	51.07	1:17.63	<b>1:45.06</b>	2.17
7.	8	STARKE Benjamin	86	GER	0.80	25.12	52.77	1:20.02	<b>1:46.19</b>	3.30
8.	1	RUBACEK Michal	86	CZE	0.72	24.11	50.78	1:18.33	<b>1:46.55</b>	3.66

Timing & Data-Handling by OMEGA

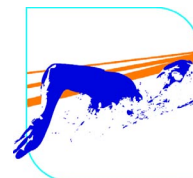




# European Swimming Championships Short Course

## Trieste, Italy

### 8-11 December 2005



#### Event 10

8 DEC 2005

#### Men's 400m Freestyle 400m Nage Libre Hommes

#### Heats Séries

### TOTAL RANKING CLASSEMENT TOTAL

<b>WR</b>	<b>3:34.58</b>	<b>HACKETT Grant</b>	<b>AUS</b>	<b>Sydney (AUS)</b>	<b>18 JUL 2002</b>
<b>ER</b>	<b>3:39.59</b>	<b>ROSOLINO Massimiliano</b>	<b>ITA</b>	<b>Valencia (ESP)</b>	<b>14 DEC 2000</b>
<b>CR</b>	<b>3:39.59</b>	<b>ROSOLINO Massimiliano</b>	<b>ITA</b>	<b>Valencia (ESP)</b>	<b>14 DEC 2000</b>

Rank	HT	LN	Name	YB	Nation	R.T.	Result	Behind
1.	6	4	<b>ROSOLINO Massimiliano</b>	<b>78</b>	<b>ITA</b>	0.84	<b>3:39.94 q</b>	
			50m: 25.41 100m: 52.73 150m: 1:20.29 200m: 1:47.66 250m: 2:15.48 300m: 2:43.55 350m: 3:11.74 400m: 3:39.94					
2.	5	4	<b>PRILUKOV Yuri</b>	<b>84</b>	<b>RUS</b>	0.84	<b>3:40.22 q</b>	0.28
			50m: 25.69 100m: 53.74 150m: 1:21.92 200m: 1:49.71 250m: 2:17.51 300m: 2:45.48 350m: 3:13.07 400m: 3:40.22					
3.	4	5	<b>BREMBILLA Emiliano</b>	<b>78</b>	<b>ITA</b>	0.87	<b>3:41.46 q</b>	1.52
			50m: 26.59 100m: 54.37 150m: 1:22.26 200m: 1:50.35 250m: 2:18.42 300m: 2:46.42 350m: 3:14.33 400m: 3:41.46					
4.	4	4	<b>KORZENIOWSKI Pawel</b>	<b>85</b>	<b>POL</b>	0.73	<b>3:41.52 q</b>	1.58
			50m: 25.84 100m: 53.75 150m: 1:21.89 200m: 1:50.01 250m: 2:18.08 300m: 2:46.24 350m: 3:14.41 400m: 3:41.52					
5.	5	5	<b>STANCZYK Przemyslaw</b>	<b>85</b>	<b>POL</b>	0.81	<b>3:41.98 q</b>	2.04
			50m: 25.76 100m: 53.90 150m: 1:22.05 200m: 1:50.20 250m: 2:18.14 300m: 2:46.18 350m: 3:14.22 400m: 3:41.98					
6.	4	2	<b>FESENKO Sergiy</b>	<b>82</b>	<b>UKR</b>	0.92	<b>3:42.05 q</b>	2.11
			50m: 26.02 100m: 54.06 150m: 1:22.17 200m: 1:50.43 250m: 2:18.58 300m: 2:46.99 350m: 3:14.76 400m: 3:42.05					
7.	5	3	<b>HEIN Christian</b>	<b>82</b>	<b>GER</b>	0.86	<b>3:42.99 q</b>	3.05
			50m: 25.92 100m: 54.21 150m: 1:22.58 200m: 1:50.84 250m: 2:19.08 300m: 2:47.37 350m: 3:15.60 400m: 3:42.99					
8.	6	6	<b>PELLICIARI Matteo</b>	<b>79</b>	<b>ITA</b>	0.90	<b>3:43.53</b>	3.59
			50m: 25.86 100m: 53.50 150m: 1:21.76 200m: 1:50.04 250m: 2:18.48 300m: 2:47.11 350m: 3:15.86 400m: 3:43.53					
9.	4	3	<b>SAWRYMOWICZ Mateusz</b>	<b>87</b>	<b>POL</b>	0.80	<b>3:43.83</b>	3.89
			50m: 26.07 100m: 54.10 150m: 1:22.40 200m: 1:50.64 250m: 2:19.05 300m: 2:47.29 350m: 3:15.67 400m: 3:43.83					
10.	6	5	<b>BIEDERMANN Paul</b>	<b>86</b>	<b>GER</b>	0.85	<b>3:43.84 q</b>	3.90
			50m: 25.92 100m: 53.35 150m: 1:21.34 200m: 1:49.78 250m: 2:18.35 300m: 2:47.15 350m: 3:15.83 400m: 3:43.84					
11.	4	6	<b>DAVIES David</b>	<b>85</b>	<b>GBR</b>	0.81	<b>3:45.08</b>	5.14
			50m: 26.71 100m: 54.94 150m: 1:23.22 200m: 1:51.72 250m: 2:19.90 300m: 2:48.31 350m: 3:16.99 400m: 3:45.08					
12.	6	7	<b>ROSTOUCHER Nicolas</b>	<b>81</b>	<b>FRA</b>	0.80	<b>3:45.34</b>	5.40
			50m: 26.07 100m: 53.89 150m: 1:22.27 200m: 1:50.83 250m: 2:19.35 300m: 2:48.30 350m: 3:17.29 400m: 3:45.34					
13.	6	2	<b>SVOBODA Kvetoslav</b>	<b>82</b>	<b>CZE</b>	0.79	<b>3:45.38</b>	5.44
			50m: 25.45 100m: 53.44 150m: 1:21.14 200m: 1:49.24 250m: 2:17.40 300m: 2:46.30 350m: 3:15.64 400m: 3:45.38					
14.	5	6	<b>DRZEWINSKI Lukasz</b>	<b>84</b>	<b>POL</b>	0.79	<b>3:45.51</b>	5.57
			50m: 26.24 100m: 54.36 150m: 1:22.64 200m: 1:50.91 250m: 2:19.16 300m: 2:47.63 350m: 3:16.45 400m: 3:45.51					
15.	6	1	<b>KIS Gergo</b>	<b>88</b>	<b>HUN</b>	0.79	<b>3:45.91</b>	5.97
			50m: 25.85 100m: 53.92 150m: 1:21.83 200m: 1:50.41 250m: 2:18.82 300m: 2:48.08 350m: 3:17.50 400m: 3:45.91					
16.	6	3	<b>CASSIO Nicola</b>	<b>85</b>	<b>ITA</b>	0.83	<b>3:46.80</b>	6.86
			50m: 25.64 100m: 53.16 150m: 1:21.22 200m: 1:49.93 250m: 2:18.69 300m: 2:48.01 350m: 3:17.66 400m: 3:46.80					
17.	3	5	<b>TURK Luka</b>	<b>86</b>	<b>SLO</b>	0.72	<b>3:46.82</b>	6.88
			50m: 26.39 100m: 54.61 150m: 1:23.08 200m: 1:51.96 250m: 2:20.48 300m: 2:49.49 350m: 3:18.24 400m: 3:46.82					
18.	5	8	<b>NIZ Adriano</b>	<b>86</b>	<b>POR</b>	0.91	<b>3:46.90</b>	6.96
			50m: 26.18 100m: 54.58 150m: 1:23.23 200m: 1:52.30 250m: 2:21.39 300m: 2:50.49 350m: 3:19.16 400m: 3:46.90					
19.	4	1	<b>MANGANAS Dimitrios</b>	<b>78</b>	<b>GRE</b>	0.85	<b>3:47.66</b>	7.72
			50m: 26.38 100m: 54.69 150m: 1:23.34 200m: 1:52.20 250m: 2:20.92 300m: 2:49.67 350m: 3:18.71 400m: 3:47.66					
20.	5	2	<b>KOPTUR Dmitry</b>	<b>78</b>	<b>BLR</b>	0.87	<b>3:48.18</b>	8.24
			50m: 26.46 100m: 54.73 150m: 1:23.31 200m: 1:52.30 250m: 2:21.23 300m: 2:50.46 350m: 3:19.78 400m: 3:48.18					
21.	6	8	<b>SCHMITT Guy Noel</b>	<b>83</b>	<b>FRA</b>	0.81	<b>3:49.32</b>	9.38
			50m: 26.20 100m: 55.18 150m: 1:24.44 200m: 1:54.32 250m: 2:22.77 300m: 2:52.08 350m: 3:21.18 400m: 3:49.32					
22.	3	2	<b>STROHMEYER Guillaume</b>	<b>85</b>	<b>FRA</b>	0.69	<b>3:50.75</b>	10.81
			50m: 27.09 100m: 56.10 150m: 1:25.66 200m: 1:55.00 250m: 2:24.57 300m: 2:53.92 350m: 3:22.80 400m: 3:50.75					
23.	5	7	<b>RUD Jon</b>	<b>86</b>	<b>DEN</b>	0.76	<b>3:50.81</b>	10.87
			50m: 26.58 100m: 54.91 150m: 1:23.45 200m: 1:52.11 250m: 2:21.37 300m: 2:50.94 350m: 3:20.78 400m: 3:50.81					
24.	4	7	<b>SELIN Alexander</b>	<b>88</b>	<b>RUS</b>	1.01	<b>3:51.64</b>	11.70
			50m: 26.77 100m: 55.27 150m: 1:24.00 200m: 1:53.11 250m: 2:22.64 300m: 2:52.27 350m: 3:22.27 400m: 3:51.64					

### Timing & Data-Handling by OMEGA

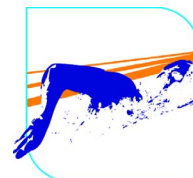




# European Swimming Championships Short Course

## Trieste, Italy

### 8-11 December 2005



#### Event 10

8 DEC 2005

#### Men's 400m Freestyle 400m Nage Libre Hommes

#### Heats Séries

### TOTAL RANKING CLASSEMENT TOTAL

<b>WR</b>	<b>3:34.58</b>	<b>HACKETT Grant</b>	<b>AUS</b>	<b>Sydney (AUS)</b>	<b>18 JUL 2002</b>
<b>ER</b>	<b>3:39.59</b>	<b>ROSOLINO Massimiliano</b>	<b>ITA</b>	<b>Valencia (ESP)</b>	<b>14 DEC 2000</b>
<b>CR</b>	<b>3:39.59</b>	<b>ROSOLINO Massimiliano</b>	<b>ITA</b>	<b>Valencia (ESP)</b>	<b>14 DEC 2000</b>

Rank	HT	LN	Name	YB	Nation	R.T.	Result	Behind
25.	3	8	<b>BEZUGLIY Olexandr</b>	85	UKR	0.80	<b>3:51.68</b>	11.74
			50m: 26.72 100m: 55.73 150m: 1:25.17 200m: 1:54.97 250m: 2:24.42 300m: 2:53.90 350m: 3:23.31 400m: 3:51.68					
26.	4	8	<b>SCHELVIS Alex</b>	87	NED	0.92	<b>3:51.81</b>	11.87
			50m: 26.42 100m: 54.99 150m: 1:24.28 200m: 1:53.83 250m: 2:23.34 300m: 2:53.01 350m: 3:22.81 400m: 3:51.81					
27.	3	6	<b>BRANDL David</b>	87	AUT	0.87	<b>3:52.02</b>	12.08
			50m: 26.56 100m: 55.41 150m: 1:24.47 200m: 1:53.69 250m: 2:23.13 300m: 2:52.74 350m: 3:22.68 400m: 3:52.02					
28.	1	4	<b>ALDERTON Chris</b>	87	GBR	0.89	<b>3:52.31</b>	12.37
			50m: 26.88 100m: 56.13 150m: 1:25.18 200m: 1:55.06 250m: 2:24.51 300m: 2:54.59 350m: 3:24.82 400m: 3:52.31					
29.	1	5	<b>COSMA Catalin</b>	88	ROM	0.93	<b>3:52.71</b>	12.77
			50m: 26.61 100m: 55.80 150m: 1:25.35 200m: 1:55.01 250m: 2:24.71 300m: 2:54.59 350m: 3:24.53 400m: 3:52.71					
30.	3	1	<b>COSTA Fernando</b>	85	POR	0.78	<b>3:52.80</b>	12.86
			50m: 26.69 100m: 55.61 150m: 1:25.30 200m: 1:55.12 250m: 2:24.93 300m: 2:54.31 350m: 3:23.99 400m: 3:52.80					
31.	1	3	<b>MINCA Casian Andrei</b>	87	ROM	0.90	<b>3:53.14</b>	13.20
			50m: 26.44 100m: 55.18 150m: 1:24.48 200m: 1:54.58 250m: 2:24.08 300m: 2:54.23 350m: 3:24.07 400m: 3:53.14					
32.	2	7	<b>FORSTER Lee</b>	83	GBR	0.91	<b>3:53.38</b>	13.44
			50m: 25.99 100m: 54.05 150m: 1:23.15 200m: 1:53.19 250m: 2:22.71 300m: 2:53.35 350m: 3:23.33 400m: 3:53.38					
33.	3	4	<b>VERACHTEN Stef</b>	83	BEL	0.80	<b>3:53.90</b>	13.96
			50m: 26.60 100m: 55.20 150m: 1:24.21 200m: 1:53.52 250m: 2:23.01 300m: 2:53.01 350m: 3:23.57 400m: 3:53.90					
34.	5	1	<b>ZDESAR Bojan</b>	84	SLO	0.87	<b>3:54.34</b>	14.40
			50m: 26.14 100m: 54.90 150m: 1:23.78 200m: 1:53.38 250m: 2:23.13 300m: 2:53.56 350m: 3:24.12 400m: 3:54.34					
35.	3	7	<b>ZISIMOS Andreas</b>	83	GRE	0.80	<b>3:55.21</b>	15.27
			50m: 26.45 100m: 55.23 150m: 1:24.22 200m: 1:53.85 250m: 2:23.63 300m: 2:53.98 350m: 3:24.56 400m: 3:55.21					
36.	2	3	<b>THONESSEN Jon</b>	86	DEN	0.92	<b>3:56.05</b>	16.11
			50m: 27.46 100m: 57.08 150m: 1:26.43 200m: 1:56.70 250m: 2:26.61 300m: 2:56.56 350m: 3:26.74 400m: 3:56.05					
37.	2	4	<b>CHARLESWORTH Richard</b>	88	GBR	0.82	<b>3:59.63</b>	19.69
			50m: 26.54 100m: 55.67 150m: 1:25.44 200m: 1:55.87 250m: 2:26.52 300m: 2:57.51 350m: 3:28.94 400m: 3:59.63					
38.	3	3	<b>NAGY Peter</b>	85	HUN	0.70	<b>3:59.95</b>	20.01
			50m: 26.79 100m: 55.95 150m: 1:25.58 200m: 1:55.88 250m: 2:26.69 300m: 2:57.68 350m: 3:29.50 400m: 3:59.95					
39.	2	5	<b>STACEY Kevin</b>	84	IRL	0.91	<b>4:00.32</b>	20.38
			50m: 27.19 100m: 56.69 150m: 1:26.59 200m: 1:56.94 250m: 2:27.68 300m: 2:58.64 350m: 3:30.09 400m: 4:00.32					
40.	2	6	<b>AHERNE Shane</b>	87	IRL	0.84	<b>4:08.30</b>	28.36
			50m: 26.78 100m: 56.95 150m: 1:28.55 200m: 2:00.62 250m: 2:32.74 300m: 3:05.20 350m: 3:37.21 400m: 4:08.30					
41.	2	2	<b>CUNNINGHAM Stephen</b>	87	IRL	1.02	<b>4:09.02</b>	29.08
			50m: 27.40 100m: 57.81 150m: 1:28.81 200m: 2:00.71 250m: 2:33.03 300m: 3:05.28 350m: 3:37.53 400m: 4:09.02					

### Timing & Data-Handling by OMEGA

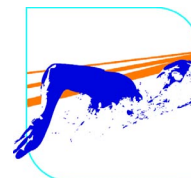




# European Swimming Championships Short Course

## Trieste, Italy

### 8-11 December 2005



#### Event 110

8 DEC 2005 - 17:14

#### Men's 400m Freestyle 400m Nage Libre Hommes

#### Finals Finales

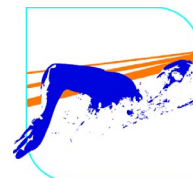
### FINAL RESULTS CLASSEMENT FINALES

<b>WR</b>	<b>3:34.58</b>	<b>HACKETT Grant</b>	<b>AUS</b>	<b>Sydney (AUS)</b>	<b>18 JUL 2002</b>
<b>ER</b>	<b>3:39.59</b>	<b>ROSOLINO Massimiliano</b>	<b>ITA</b>	<b>Valencia (ESP)</b>	<b>14 DEC 2000</b>
<b>CR</b>	<b>3:39.59</b>	<b>ROSOLINO Massimiliano</b>	<b>ITA</b>	<b>Valencia (ESP)</b>	<b>14 DEC 2000</b>

Rank	LN	Name	YB	Nation	R.T.	Result	Behind
<b>FINAL</b>							
<b>1.</b>	<b>5</b>	<b>PRILUKOV Yury</b>	<b>84</b>	<b>RUS</b>	0.92	<b>3:37.81</b>	<b>ER</b>
50m:	25.73	100m: 53.61	150m: 1:21.21	200m: 1:49.04	250m: 2:16.69	300m: 2:44.39	350m: 3:11.26 400m: 3:37.81
<b>2.</b>	<b>6</b>	<b>KORZENIOWSKI Pawel</b>	<b>85</b>	<b>POL</b>	0.76	<b>3:38.20</b>	0.39
50m:	25.78	100m: 53.64	150m: 1:21.45	200m: 1:49.23	250m: 2:16.90	300m: 2:44.33	350m: 3:11.79 400m: 3:38.20
<b>3.</b>	<b>8</b>	<b>BIEDERMANN Paul</b>	<b>86</b>	<b>GER</b>	0.88	<b>3:39.88</b>	2.07
50m:	25.96	100m: 53.98	150m: 1:21.85	200m: 1:49.94	250m: 2:17.45	300m: 2:45.05	350m: 3:12.82 400m: 3:39.88
<b>4.</b>	<b>4</b>	<b>ROSOLINO Massimiliano</b>	<b>78</b>	<b>ITA</b>	0.82	<b>3:40.42</b>	2.61
50m:	25.66	100m: 53.03	150m: 1:20.45	200m: 1:48.22	250m: 2:16.06	300m: 2:44.12	350m: 3:12.02 400m: 3:40.42
<b>5.</b>	<b>7</b>	<b>FESENKO Sergiy</b>	<b>82</b>	<b>UKR</b>	0.95	<b>3:40.92</b>	3.11
50m:	25.91	100m: 53.81	150m: 1:21.73	200m: 1:49.61	250m: 2:17.57	300m: 2:45.43	350m: 3:13.26 400m: 3:40.92
<b>6.</b>	<b>2</b>	<b>STANCZYK Przemyslaw</b>	<b>85</b>	<b>POL</b>	0.82	<b>3:41.70</b>	3.89
50m:	26.38	100m: 54.41	150m: 1:22.35	200m: 1:50.51	250m: 2:18.65	300m: 2:46.68	350m: 3:14.59 400m: 3:41.70
<b>7.</b>	<b>3</b>	<b>BREMBILLA Emiliano</b>	<b>78</b>	<b>ITA</b>	0.85	<b>3:42.06</b>	4.25
50m:	26.32	100m: 54.23	150m: 1:22.03	200m: 1:50.17	250m: 2:18.14	300m: 2:46.13	350m: 3:14.42 400m: 3:42.06
<b>8.</b>	<b>1</b>	<b>HEIN Christian</b>	<b>82</b>	<b>GER</b>	0.87	<b>3:42.16</b>	4.35
50m:	26.49	100m: 54.81	150m: 1:23.09	200m: 1:51.32	250m: 2:19.51	300m: 2:47.59	350m: 3:15.51 400m: 3:42.16

### Timing & Data-Handling by OMEGA





**Event 30**  
10 DEC 2005

**Men's 1500m Freestyle**  
**1500m Nage Libre Hommes**

**Timed Final**  
**Classement direct**

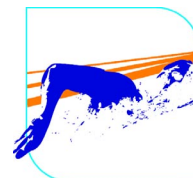
### TOTAL RANKING

### CLASSEMENT TOTAL

<b>WR</b>	<b>14:10.10</b>	<b>HACKETT Grant</b>	<b>AUS</b>	<b>Perth (AUS)</b>	<b>7 AUG 2001</b>
<b>ER</b>	<b>14:31.82</b>	<b>PRILUKOV Yuri</b>	<b>RUS</b>	<b>Dublin (IRL)</b>	<b>13 DEC 2003</b>
<b>CR</b>	<b>14:31.82</b>	<b>PRILUKOV Yuri</b>	<b>RUS</b>	<b>Dublin (IRL)</b>	<b>13 DEC 2003</b>

Rank	HT	LN	Name	YB	Nation	R.T.	Result	Behind
<b>1.</b>	<b>4</b>	<b>4</b>	<b>PRILUKOV Yuri</b>	<b>84</b>	<b>RUS</b>	<b>0.85</b>	<b>14:27.12</b>	<b>ER</b>
			50m: 26.52 100m: 55.58 150m: 1:24.84 200m: 1:54.26 250m: 2:23.60 300m: 2:52.91 350m: 3:22.50 400m: 3:51.93				450m: 4:21.40 500m: 4:50.89 550m: 5:20.23 600m: 5:49.53 650m: 6:18.80 700m: 6:48.15 750m: 7:17.27 800m: 7:46.54	
			850m: 8:15.70 900m: 8:44.74 950m: 9:13.80 1000m: 9:42.59 1050m: 10:11.40 1100m: 10:40.15 1150m: 11:08.89 1200m: 11:37.68				1250m: 12:06.50 1300m: 12:35.27 1350m: 13:03.85 1400m: 13:32.43 1450m: 14:00.48 1500m: 14:27.12	
<b>2.</b>	<b>4</b>	<b>5</b>	<b>DAVIES David</b>	<b>85</b>	<b>GBR</b>	<b>0.89</b>	<b>14:35.94</b>	<b>8.82</b>
			50m: 27.04 100m: 55.95 150m: 1:25.24 200m: 1:54.55 250m: 2:23.83 300m: 2:53.18 350m: 3:22.59 400m: 3:52.08				450m: 4:21.67 500m: 4:51.25 550m: 5:20.43 600m: 5:49.74 650m: 6:19.02 700m: 6:48.45 750m: 7:17.70 800m: 7:46.95	
			850m: 8:16.35 900m: 8:45.46 950m: 9:14.68 1000m: 9:43.96 1050m: 10:13.21 1100m: 10:42.34 1150m: 11:11.69 1200m: 11:41.11				1250m: 12:10.42 1300m: 12:39.88 1350m: 13:09.23 1400m: 13:38.58 1450m: 14:07.77 1500m: 14:35.94	
<b>3.</b>	<b>4</b>	<b>8</b>	<b>SAWRYMOWICZ Mateusz</b>	<b>87</b>	<b>POL</b>	<b>0.75</b>	<b>14:38.86</b>	<b>11.74</b>
			50m: 27.29 100m: 56.77 150m: 1:25.92 200m: 1:55.38 250m: 2:24.93 300m: 2:54.38 350m: 3:23.71 400m: 3:53.34				450m: 4:22.86 500m: 4:52.42 550m: 5:21.87 600m: 5:51.47 650m: 6:20.66 700m: 6:50.07 750m: 7:19.60 800m: 7:48.97	
			850m: 8:18.26 900m: 8:47.71 950m: 9:16.99 1000m: 9:46.51 1050m: 10:16.04 1100m: 10:45.22 1150m: 11:14.67 1200m: 11:44.12				1250m: 12:13.74 1300m: 12:43.23 1350m: 13:12.68 1400m: 13:42.00 1450m: 14:11.20 1500m: 14:38.86	
<b>4.</b>	<b>4</b>	<b>6</b>	<b>HEIN Christian</b>	<b>82</b>	<b>GER</b>	<b>0.87</b>	<b>14:38.99</b>	<b>11.87</b>
			50m: 26.82 100m: 56.05 150m: 1:25.50 200m: 1:54.88 250m: 2:24.18 300m: 2:53.42 350m: 3:22.76 400m: 3:52.24				450m: 4:21.77 500m: 4:51.33 550m: 5:20.74 600m: 5:50.04 650m: 6:19.39 700m: 6:48.80 750m: 7:18.25 800m: 7:47.71	
			850m: 8:17.08 900m: 8:46.71 950m: 9:16.30 1000m: 9:45.98 1050m: 10:15.62 1100m: 10:45.39 1150m: 11:15.12 1200m: 11:44.70				1250m: 12:14.48 1300m: 12:44.24 1350m: 13:13.67 1400m: 13:43.28 1450m: 14:12.25 1500m: 14:38.99	
<b>5.</b>	<b>4</b>	<b>2</b>	<b>STANCZYK Przemyslaw</b>	<b>85</b>	<b>POL</b>	<b>0.81</b>	<b>14:41.48</b>	<b>14.36</b>
			50m: 27.47 100m: 56.88 150m: 1:26.38 200m: 1:55.99 250m: 2:25.55 300m: 2:55.15 350m: 3:24.87 400m: 3:54.58				450m: 4:24.31 500m: 4:54.12 550m: 5:23.71 600m: 5:53.44 650m: 6:23.15 700m: 6:52.79 750m: 7:22.34 800m: 7:51.84	
			850m: 8:21.29 900m: 8:50.74 950m: 9:20.28 1000m: 9:49.76 1050m: 10:19.19 1100m: 10:48.79 1150m: 11:18.30 1200m: 11:47.47				1250m: 12:16.76 1300m: 12:46.31 1350m: 13:15.83 1400m: 13:45.30 1450m: 14:14.43 1500m: 14:41.48	
<b>6.</b>	<b>4</b>	<b>1</b>	<b>KIS Gergo</b>	<b>88</b>	<b>HUN</b>	<b>0.87</b>	<b>14:42.08</b>	<b>14.96</b>
			50m: 27.60 100m: 57.07 150m: 1:26.60 200m: 1:56.19 250m: 2:25.58 300m: 2:55.07 350m: 3:24.92 400m: 3:54.72				450m: 4:24.25 500m: 4:53.79 550m: 5:22.83 600m: 5:52.32 650m: 6:22.09 700m: 6:51.41 750m: 7:20.76 800m: 7:50.13	
			850m: 8:19.38 900m: 8:48.92 950m: 9:18.62 1000m: 9:48.23 1050m: 10:17.87 1100m: 10:47.57 1150m: 11:17.23 1200m: 11:46.85				1250m: 12:16.64 1300m: 12:46.60 1350m: 13:16.29 1400m: 13:45.83 1450m: 14:14.90 1500m: 14:42.08	
<b>7.</b>	<b>4</b>	<b>3</b>	<b>BIEDERMANN Paul</b>	<b>86</b>	<b>GER</b>	<b>0.87</b>	<b>14:45.96</b>	<b>18.84</b>
			50m: 26.67 100m: 55.62 150m: 1:25.04 200m: 1:54.52 250m: 2:23.98 300m: 2:53.50 350m: 3:22.96 400m: 3:52.36				450m: 4:21.91 500m: 4:51.48 550m: 5:20.88 600m: 5:50.34 650m: 6:19.73 700m: 6:49.20 750m: 7:18.83 800m: 7:48.47	
			850m: 8:18.01 900m: 8:47.79 950m: 9:17.35 1000m: 9:46.98 1050m: 10:16.78 1100m: 10:46.72 1150m: 11:16.86 1200m: 11:46.96				1250m: 12:16.86 1300m: 12:46.87 1350m: 13:16.92 1400m: 13:46.95 1450m: 14:17.31 1500m: 14:45.96	
<b>8.</b>	<b>3</b>	<b>3</b>	<b>ROSTOUCHER Nicolas</b>	<b>81</b>	<b>FRA</b>	<b>0.76</b>	<b>14:50.59</b>	<b>23.47</b>
			50m: 26.92 100m: 56.55 150m: 1:26.60 200m: 1:56.62 250m: 2:26.75 300m: 2:56.90 350m: 3:27.20 400m: 3:57.47				450m: 4:27.59 500m: 4:57.80 550m: 5:27.67 600m: 5:57.67 650m: 6:27.32 700m: 6:56.91 750m: 7:26.73 800m: 7:56.48	
			850m: 8:26.28 900m: 8:56.09 950m: 9:25.84 1000m: 9:55.50 1050m: 10:25.36 1100m: 10:55.07 1150m: 11:24.86 1200m: 11:54.69				1250m: 12:24.37 1300m: 12:54.29 1350m: 13:24.03 1400m: 13:53.59 1450m: 14:23.12 1500m: 14:50.59	
<b>9.</b>	<b>2</b>	<b>7</b>	<b>FESENKO Sergiy</b>	<b>82</b>	<b>UKR</b>	<b>0.94</b>	<b>14:53.23</b>	<b>26.11</b>
			50m: 26.78 100m: 55.87 150m: 1:25.82 200m: 1:55.34 250m: 2:25.38 300m: 2:55.49 350m: 3:25.64 400m: 3:55.43				450m: 4:25.45 500m: 4:55.39 550m: 5:25.25 600m: 5:55.43 650m: 6:25.15 700m: 6:54.86 750m: 7:24.75 800m: 7:54.61	
			850m: 8:24.50 900m: 8:54.47 950m: 9:24.38 1000m: 9:54.28 1050m: 10:24.26 1100m: 10:54.07 1150m: 11:24.15 1200m: 11:54.14				1250m: 12:24.08 1300m: 12:54.03 1350m: 13:24.18 1400m: 13:54.28 1450m: 14:24.32 1500m: 14:53.23	
<b>10.</b>	<b>3</b>	<b>7</b>	<b>SCHMITT Guy Noel</b>	<b>83</b>	<b>FRA</b>	<b>0.84</b>	<b>14:56.05</b>	<b>28.93</b>
			50m: 26.20 100m: 54.68 150m: 1:23.77 200m: 1:53.01 250m: 2:22.48 300m: 2:52.11 350m: 3:21.66 400m: 3:51.44				450m: 4:21.35 500m: 4:51.31 550m: 5:21.42 600m: 5:51.87 650m: 6:21.96 700m: 6:52.21 750m: 7:22.80 800m: 7:53.00	
			850m: 8:23.49 900m: 8:53.85 950m: 9:24.20 1000m: 9:54.67 1050m: 10:24.85 1100m: 10:55.32 1150m: 11:26.05 1200m: 11:56.62				1250m: 12:27.19 1300m: 12:57.84 1350m: 13:28.34 1400m: 13:58.61 1450m: 14:28.35 1500m: 14:56.05	

Timing & Data-Handling by OMEGA



**Event 30**  
10 DEC 2005

**Men's 1500m Freestyle**  
**1500m Nage Libre Hommes**

**Timed Final**  
**Classement direct**

### TOTAL RANKING

### CLASSEMENT TOTAL

<b>WR</b>	<b>14:10.10</b>	<b>HACKETT Grant</b>	<b>AUS</b>	<b>Perth (AUS)</b>	<b>7 AUG 2001</b>
<b>ER</b>	<b>14:31.82</b>	<b>PRILUKOV Yuri</b>	<b>RUS</b>	<b>Dublin (IRL)</b>	<b>13 DEC 2003</b>
<b>CR</b>	<b>14:31.82</b>	<b>PRILUKOV Yuri</b>	<b>RUS</b>	<b>Dublin (IRL)</b>	<b>13 DEC 2003</b>

Rank	HT	LN	Name	YB	Nation	R.T.	Result	Behind
11.	4	7	<b>PIZZETTI Samuel</b>	<b>86</b>	<b>ITA</b>	0.87	<b>14:56.17</b>	29.05
			50m: 27.03 100m: 56.17 150m: 1:25.41 200m: 1:55.06 250m: 2:24.49 300m: 2:53.79 350m: 3:23.46 400m: 3:52.87				450m: 4:22.71 500m: 4:52.39 550m: 5:22.21 600m: 5:52.42 650m: 6:22.08 700m: 6:52.37 750m: 7:22.72 800m: 7:52.98	
			850m: 8:22.93 900m: 8:53.23 950m: 9:23.67 1000m: 9:53.82 1050m: 10:24.02 1100m: 10:54.55 1150m: 11:24.79 1200m: 11:55.35				1250m: 12:25.89 1300m: 12:56.51 1350m: 13:27.14 1400m: 13:57.86 1450m: 14:27.75 1500m: 14:56.17	
12.	3	2	<b>VAN DER WEIJDEN Maarten</b>	<b>81</b>	<b>NED</b>	0.94	<b>14:59.15</b>	32.03
			50m: 28.24 100m: 58.25 150m: 1:28.36 200m: 1:58.60 250m: 2:28.76 300m: 2:58.94 350m: 3:29.18 400m: 3:59.26				450m: 4:29.36 500m: 4:59.23 550m: 5:29.32 600m: 5:59.25 650m: 6:29.46 700m: 6:59.73 750m: 7:29.92 800m: 8:00.11	
			850m: 8:30.33 900m: 9:00.57 950m: 9:30.93 1000m: 10:01.11 1050m: 10:31.22 1100m: 11:01.34 1150m: 11:31.40 1200m: 12:01.46				1250m: 12:31.76 1300m: 13:01.81 1350m: 13:31.89 1400m: 14:01.84 1450m: 14:31.30 1500m: 14:59.15	
13.	2	6	<b>NEVO Gal</b>	<b>87</b>	<b>ISR</b>	0.66	<b>15:00.71</b>	33.59
			50m: 27.39 100m: 57.51 150m: 1:27.92 200m: 1:58.25 250m: 2:28.76 300m: 2:59.15 350m: 3:29.43 400m: 3:59.67				450m: 4:30.10 500m: 5:00.41 550m: 5:30.55 600m: 6:00.81 650m: 6:31.01 700m: 7:00.85 750m: 7:30.99 800m: 8:01.18	
			850m: 8:31.38 900m: 9:01.83 950m: 9:32.12 1000m: 10:02.61 1050m: 10:32.60 1100m: 11:02.65 1150m: 11:32.69 1200m: 12:02.74				1250m: 12:32.63 1300m: 13:02.85 1350m: 13:32.86 1400m: 14:02.99 1450m: 14:32.88 1500m: 15:00.71	
14.	3	6	<b>KOPTUR Dmitry</b>	<b>78</b>	<b>BLR</b>	0.88	<b>15:02.18</b>	35.06
			50m: 27.12 100m: 56.75 150m: 1:26.20 200m: 1:56.09 250m: 2:26.04 300m: 2:55.90 350m: 3:26.07 400m: 3:55.98				450m: 4:25.79 500m: 4:55.77 550m: 5:25.85 600m: 5:56.05 650m: 6:26.15 700m: 6:56.36 750m: 7:26.56 800m: 7:57.13	
			850m: 8:27.16 900m: 8:57.57 950m: 9:28.07 1000m: 9:58.20 1050m: 10:28.38 1100m: 10:59.24 1150m: 11:29.93 1200m: 12:00.55				1250m: 12:31.12 1300m: 13:01.81 1350m: 13:32.64 1400m: 14:03.25 1450m: 14:33.69 1500m: 15:02.18	
15.	3	8	<b>KVALE Gard</b>	<b>84</b>	<b>NOR</b>	0.88	<b>15:03.04</b>	35.92
			50m: 27.08 100m: 56.47 150m: 1:26.34 200m: 1:56.49 250m: 2:26.76 300m: 2:56.99 350m: 3:27.40 400m: 3:57.96				450m: 4:28.60 500m: 4:59.08 550m: 5:29.66 600m: 6:00.06 650m: 6:30.48 700m: 7:01.18 750m: 7:31.36 800m: 8:01.86	
			850m: 8:32.00 900m: 9:02.40 950m: 9:32.85 1000m: 10:03.09 1050m: 10:33.22 1100m: 11:03.22 1150m: 11:33.20 1200m: 12:03.47				1250m: 12:34.11 1300m: 13:04.49 1350m: 13:34.66 1400m: 14:04.78 1450m: 14:34.74 1500m: 15:03.04	
16.	3	1	<b>COSTA Fernando</b>	<b>85</b>	<b>POR</b>	0.74	<b>15:04.78</b>	37.66
			50m: 27.76 100m: 57.78 150m: 1:27.83 200m: 1:58.03 250m: 2:28.22 300m: 2:58.33 350m: 3:28.55 400m: 3:58.88				450m: 4:29.09 500m: 4:59.23 550m: 5:29.35 600m: 5:59.55 650m: 6:29.70 700m: 7:00.14 750m: 7:30.32 800m: 8:00.54	
			850m: 8:30.82 900m: 9:01.27 950m: 9:31.97 1000m: 10:02.25 1050m: 10:32.56 1100m: 11:03.06 1150m: 11:33.79 1200m: 12:04.45				1250m: 12:34.90 1300m: 13:05.49 1350m: 13:35.98 1400m: 14:06.09 1450m: 14:36.11 1500m: 15:04.78	
17.	1	3	<b>ALDERTON Chris</b>	<b>87</b>	<b>GBR</b>	0.87	<b>15:05.15</b>	38.03
			50m: 27.19 100m: 56.83 150m: 1:26.85 200m: 1:57.23 250m: 2:27.66 300m: 2:57.99 350m: 3:28.73 400m: 3:59.28				450m: 4:29.98 500m: 5:00.75 550m: 5:30.76 600m: 6:01.29 650m: 6:31.50 700m: 7:01.65 750m: 7:31.97 800m: 8:02.33	
			850m: 8:32.71 900m: 9:03.07 950m: 9:33.42 1000m: 10:04.07 1050m: 10:33.98 1100m: 11:04.38 1150m: 11:34.82 1200m: 12:05.55				1250m: 12:35.60 1300m: 13:06.00 1350m: 13:36.24 1400m: 14:06.63 1450m: 14:36.80 1500m: 15:05.15	
18.	2	2	<b>TURK Luka</b>	<b>86</b>	<b>SLO</b>	0.73	<b>15:06.97</b>	39.85
			50m: 27.91 100m: 57.90 150m: 1:27.92 200m: 1:58.39 250m: 2:28.86 300m: 2:59.20 350m: 3:29.63 400m: 4:00.24				450m: 4:30.68 500m: 5:01.09 550m: 5:31.21 600m: 6:01.37 650m: 6:31.62 700m: 7:01.71 750m: 7:32.37 800m: 8:02.86	
			850m: 8:33.79 900m: 9:04.48 950m: 9:35.10 1000m: 10:05.84 1050m: 10:36.15 1100m: 11:06.87 1150m: 11:37.80 1200m: 12:08.35				1250m: 12:39.12 1300m: 13:09.74 1350m: 13:39.53 1400m: 14:08.81 1450m: 14:38.15 1500m: 15:06.97	
19.	2	3	<b>VANGENEUGDEN Tom</b>	<b>83</b>	<b>BEL</b>	0.92	<b>15:08.12</b>	41.00
			50m: 28.29 100m: 58.31 150m: 1:28.40 200m: 1:58.73 250m: 2:28.70 300m: 2:59.02 350m: 3:29.33 400m: 3:59.87				450m: 4:30.34 500m: 5:00.83 550m: 5:31.46 600m: 6:01.76 650m: 6:32.07 700m: 7:02.41 750m: 7:32.76 800m: 8:03.19	
			850m: 8:33.99 900m: 9:04.51 950m: 9:35.12 1000m: 10:05.77 1050m: 10:36.20 1100m: 11:07.04 1150m: 11:37.80 1200m: 12:08.31				1250m: 12:39.14 1300m: 13:09.67 1350m: 13:40.25 1400m: 14:10.47 1450m: 14:40.67 1500m: 15:08.12	
20.	2	4	<b>BEZUGLIY Olexandr</b>	<b>85</b>	<b>UKR</b>	0.85	<b>15:10.50</b>	43.38
			50m: 27.96 100m: 57.95 150m: 1:28.22 200m: 1:58.82 250m: 2:29.29 300m: 2:59.70 350m: 3:30.14 400m: 4:00.56				450m: 4:31.06 500m: 5:01.45 550m: 5:31.81 600m: 6:02.34 650m: 6:32.88 700m: 7:03.20 750m: 7:33.56 800m: 8:04.16	
			850m: 8:34.66 900m: 9:05.16 950m: 9:35.58 1000m: 10:06.05 1050m: 10:36.53 1100m: 11:07.17 1150m: 11:37.63 1200m: 12:08.29				1250m: 12:38.81 1300m: 13:09.42 1350m: 13:39.96 1400m: 14:10.63 1450m: 14:41.12 1500m: 15:10.50	

Timing & Data-Handling by OMEGA

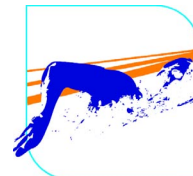




# European Swimming Championships Short Course

## Trieste, Italy

### 8-11 December 2005



#### Event 30

10 DEC 2005

#### Men's 1500m Freestyle 1500m Nage Libre Hommes

#### Timed Final Classement direct

### TOTAL RANKING CLASSEMENT TOTAL

<b>WR</b> 14:10.10	<b>HACKETT Grant</b>	<b>AUS</b>	<b>Perth (AUS)</b>	<b>7 AUG 2001</b>
<b>ER</b> 14:31.82	<b>PRILUKOV Yuri</b>	<b>RUS</b>	<b>Dublin (IRL)</b>	<b>13 DEC 2003</b>
<b>CR</b> 14:31.82	<b>PRILUKOV Yuri</b>	<b>RUS</b>	<b>Dublin (IRL)</b>	<b>13 DEC 2003</b>

Rank	HT	LN	Name	YB	Nation	R.T.	Result	Behind		
<b>21.</b>	<b>3</b>	<b>5</b>	<b>NAGY Peter</b>	<b>85</b>	<b>HUN</b>	<b>0.78</b>	<b>15:16.09</b>	<b>48.97</b>		
			50m: 27.50	100m: 57.30	150m: 1:27.37	200m: 1:57.36	250m: 2:27.33	300m: 2:57.45	350m: 3:27.60	400m: 3:57.96
			450m: 4:28.32	500m: 4:58.99	550m: 5:29.48	600m: 5:59.95	650m: 6:30.72	700m: 7:01.29	750m: 7:32.06	800m: 8:02.88
			850m: 8:33.59	900m: 9:04.49	950m: 9:35.34	1000m: 10:06.38	1050m: 10:37.32	1100m: 11:08.45	1150m: 11:39.68	1200m: 12:10.75
			1250m: 12:42.04	1300m: 13:13.20	1350m: 13:44.53	1400m: 14:15.91	1450m: 14:47.12	1500m: 15:16.09		
<b>22.</b>	<b>3</b>	<b>4</b>	<b>ZDESAR Bojan</b>	<b>84</b>	<b>SLO</b>	<b>0.87</b>	<b>15:17.31</b>	<b>50.19</b>		
			50m: 27.48	100m: 57.30	150m: 1:27.38	200m: 1:57.77	250m: 2:27.92	300m: 2:58.50	350m: 3:29.08	400m: 3:59.88
			450m: 4:30.57	500m: 5:01.35	550m: 5:31.81	600m: 6:02.37	650m: 6:33.13	700m: 7:03.74	750m: 7:34.46	800m: 8:05.21
			850m: 8:36.22	900m: 9:07.08	950m: 9:37.90	1000m: 10:08.87	1050m: 10:39.94	1100m: 11:11.14	1150m: 11:41.94	1200m: 12:12.74
			1250m: 12:43.93	1300m: 13:14.68	1350m: 13:45.29	1400m: 14:16.03	1450m: 14:46.79	1500m: 15:17.31		
<b>23.</b>	<b>2</b>	<b>5</b>	<b>SCHELVIS Alex</b>	<b>87</b>	<b>NED</b>	<b>0.95</b>	<b>15:18.21</b>	<b>51.09</b>		
			50m: 27.52	100m: 57.48	150m: 1:27.81	200m: 1:58.12	250m: 2:28.63	300m: 2:58.76	350m: 3:29.09	400m: 3:59.55
			450m: 4:30.14	500m: 5:00.54	550m: 5:31.06	600m: 6:01.41	650m: 6:31.84	700m: 7:02.39	750m: 7:32.95	800m: 8:03.55
			850m: 8:34.39	900m: 9:05.30	950m: 9:36.34	1000m: 10:07.35	1050m: 10:38.24	1100m: 11:09.34	1150m: 11:40.24	1200m: 12:11.36
			1250m: 12:42.47	1300m: 13:13.57	1350m: 13:44.98	1400m: 14:16.36	1450m: 14:47.81	1500m: 15:18.21		
<b>24.</b>	<b>2</b>	<b>1</b>	<b>STACEY Kevin</b>	<b>84</b>	<b>IRL</b>	<b>0.89</b>	<b>15:59.09</b>	<b>1:31.97</b>		
			50m: 28.17	100m: 58.97	150m: 1:29.90	200m: 2:01.29	250m: 2:32.72	300m: 3:04.08	350m: 3:35.67	400m: 4:07.32
			450m: 4:38.99	500m: 5:10.60	550m: 5:42.43	600m: 6:14.17	650m: 6:46.10	700m: 7:18.03	750m: 7:50.33	800m: 8:22.91
			850m: 8:55.38	900m: 9:27.90	950m: 10:00.56	1000m: 10:33.21	1050m: 11:05.88	1100m: 11:38.53	1150m: 12:11.26	1200m: 12:44.04
			1250m: 13:16.98	1300m: 13:49.95	1350m: 14:22.86	1400m: 14:55.52	1450m: 15:28.03	1500m: 15:59.09		
<b>25.</b>	<b>1</b>	<b>5</b>	<b>OLIVEIRA Pedro</b>	<b>88</b>	<b>POR</b>	<b>0.83</b>	<b>16:09.67</b>	<b>1:42.55</b>		
			50m: 27.96	100m: 59.10	150m: 1:30.61	200m: 2:02.06	250m: 2:32.90	300m: 3:04.56	350m: 3:35.40	400m: 4:07.07
			450m: 4:39.13	500m: 5:11.58	550m: 5:44.10	600m: 6:16.44	650m: 6:49.17	700m: 7:22.43	750m: 7:54.97	800m: 8:27.80
			850m: 9:00.97	900m: 9:33.76	950m: 10:06.59	1000m: 10:39.64	1050m: 11:12.77	1100m: 11:45.75	1150m: 12:18.99	1200m: 12:52.19
			1250m: 13:25.80	1300m: 13:59.29	1350m: 14:32.63	1400m: 15:05.77	1450m: 15:37.97	1500m: 16:09.67		
<b>26.</b>	<b>1</b>	<b>4</b>	<b>CUNNINGHAM Stephen</b>	<b>87</b>	<b>IRL</b>	<b>1.04</b>	<b>16:19.73</b>	<b>1:52.61</b>		
			50m: 29.12	100m: 1:00.70	150m: 1:32.88	200m: 2:05.11	250m: 2:37.56	300m: 3:10.13	350m: 3:42.53	400m: 4:15.08
			450m: 4:47.57	500m: 5:20.42	550m: 5:52.97	600m: 6:25.70	650m: 6:58.36	700m: 7:31.61	750m: 8:04.95	800m: 8:38.01
			850m: 9:11.01	900m: 9:43.98	950m: 10:17.03	1000m: 10:50.23	1050m: 11:23.21	1100m: 11:56.41	1150m: 12:29.81	1200m: 13:03.08
			1250m: 13:36.69	1300m: 14:09.95	1350m: 14:42.89	1400m: 15:15.82	1450m: 15:48.16	1500m: 16:19.73		

### Timing & Data-Handling by OMEGA

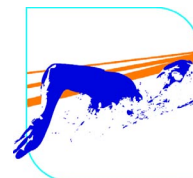




# European Swimming Championships Short Course

## Trieste, Italy

### 8-11 December 2005



## Event 13

9 DEC 2005 - 09:00

### Men's 50m Backstroke

### 50m Dos Hommes

### Heats

### Séries

## TOTAL RANKING CLASSEMENT TOTAL

WR	23.27	RUPPRATH Thomas	GER	Vienna (AUT)	10 DEC 2004
ER	23.27	RUPPRATH Thomas	GER	Vienna (AUT)	10 DEC 2004
CR	23.27	RUPPRATH Thomas	GER	Vienna (AUT)	10 DEC 2004

Rank	HT	LN	Name	YB	Nation	R.T.	Result	Behind
1.	6	4	RUPPRATH Thomas	77	GER	0.67	23.89 q	
2.	4	5	VYATCHANIN Arkady	84	RUS	0.76	24.55 q	0.66
3.	6	8	OLEYNYK Andriy	83	UKR	0.67	24.57 q	0.68
4.	5	4	DI CARLI Marco	85	GER	0.60	24.62 q	0.73
5.	5	6	TANCOCK Liam	85	GBR	0.57	24.70 q	0.81
6.	4	8	BUGAYOV Anton	83	UKR	0.64	24.75 q	0.86
7.	6	3	PIZZIRANI Cesare	81	ITA	0.56	24.77 q	0.88
8.	4	3	MAKOV Sergey	85	RUS	0.68	24.80 q	0.91
9.	6	5	LANG Flori	83	SUI	0.58	24.82 q	0.93
9.	6	2	CLAY Matthew	82	GBR	0.59	24.82 q	0.93
11.	1	3	TAIT Gregor	79	GBR	0.62	24.85	0.96
12.	5	2	MANKOC Peter	78	SLO	0.60	24.90 q	1.01
13.	4	4	SHYRSHOV Vyacheslav	79	UKR	0.74	24.95	1.06
13.	6	6	WILDEBOER FABER Aschwin	86	ESP	0.61	24.95 q	1.06
15.	5	5	RATY Tero	78	FIN	0.59	24.99 q	1.10
16.	5	7	ZASTROW Mitja	77	NED	0.69	25.00 q	1.11
17.	6	7	STRAHIJA Marko	75	CRO	0.63	25.04 q	1.15
18.	4	6	TARDIN Alain	84	SUI	0.62	25.16 q	1.27
19.	4	2	CVITKOVIC Ante	86	CRO	0.57	25.21	1.32
19.	6	1	KOZULJ Gordan	76	CRO	0.70	25.21	1.32
21.	5	1	MANNI Simone	87	ITA	0.66	25.24	1.35
22.	5	3	MASKOVIC Ante	79	CRO	0.71	25.25	1.36
23.	4	7	MALINVERNO Marco	87	ITA	0.61	25.34	1.45
24.	3	3	NIKOLAYCHUK Volodymyr	75	UKR	0.68	25.44	1.55
25.	4	1	RENHOLM Pontus	86	SWE	0.60	25.56	1.67
26.	3	5	HETLAND Aleksander	82	NOR	0.58	25.63	1.74
27.	3	6	DUFOUR Simon	79	FRA	0.65	25.65	1.76
28.	3	1	CATALANO Enrico	83	ITA	0.62	25.66	1.77
29.	5	8	MENDEL Alon	88	ISR	0.58	25.74	1.85
30.	1	4	CHAMMAH Itai	85	ISR	0.63	25.75	1.86
30.	3	7	SZABO Janos	88	HUN	0.65	25.75	1.86
32.	2	6	GATH Yoav	80	ISR	0.68	25.89	2.00
33.	3	4	SUSKOV Pavel	81	LTU	0.69	26.06	2.17
34.	2	5	JENSEN Anders	87	DEN	0.58	26.11	2.22
35.	2	4	RUDOLF Roland	85	HUN	0.68	26.13	2.24
36.	2	7	SEGAL Ehud	84	ISR	0.57	26.14	2.25
37.	3	8	RUMIANOWSKI Tomasz	85	POL	0.67	26.17	2.28
38.	2	3	ROGER Pierre	83	FRA	0.67	26.26	2.37
39.	2	2	FUCIK Tomas	85	CZE	0.59	26.29	2.40
40.	1	5	HANSEN Tobias Urban	87	DEN	0.70	27.00	3.11
	3	2	BERETIC Igor	81	SCG		DNS	

## Timing & Data-Handling by OMEGA



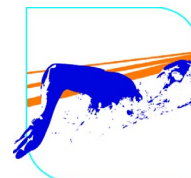




# European Swimming Championships Short Course

## Trieste, Italy

### 8-11 December 2005



## Event 213

9 DEC 2005 - 17:13

### Men's 50m Backstroke

### 50m Dos Hommes

### Semifinals

### Demi-Finales

## TOTAL RANKING CLASSEMENT TOTAL

WR	23.27	RUPPRATH Thomas	GER	Vienna (AUT)	10 DEC 2004
ER	23.27	RUPPRATH Thomas	GER	Vienna (AUT)	10 DEC 2004
CR	23.27	RUPPRATH Thomas	GER	Vienna (AUT)	10 DEC 2004

Rank	HT	LN	Name	YB	Nation	R.T.	Result	Behind
1.	2	4	RUPPRATH Thomas	77	GER	0.66	23.56 Q	
2.	2	3	TANCOCK Liam	85	GBR	0.56	24.01 Q	0.45
3.	1	4	VYATCHANIN Arkady	84	RUS	0.76	24.08 Q	0.52
4.	1	5	DI CARLI Marco	85	GER	0.60	24.33 Q	0.77
5.	1	3	BUGAYOV Anton	83	UKR	0.62	24.42 q	0.86
6.	1	6	MAKOV Sergey	85	RUS	0.70	24.51 q	0.95
7.	2	5	OLEYNYK Andriy	83	UKR	0.69	24.52 q	0.96
8.	1	7	RATY Tero	78	FIN	0.60	24.60 q	1.04
9.	2	6	PIZZIRANI Cesare	81	ITA	0.57	24.64	1.08
10.	2	2	LANG Flori	83	SUI	0.58	24.66	1.10
11.	1	2	CLAY Matthew	82	GBR	0.62	24.80	1.24
12.	2	8	TARDIN Alain	84	SUI	0.59	24.83	1.27
13.	1	1	STRAHIJA Marko	75	CRO	0.62	25.01	1.45
14.	2	1	ZASTROW Mitja	77	NED	0.72	25.05	1.49
15.	1	8	KOZULJ Gordan	76	CRO	0.66	25.37	1.81
	2	7	WILDEBOER FABER Aschwin	86	ESP	0.60	DSQ	

## Timing & Data-Handling by OMEGA

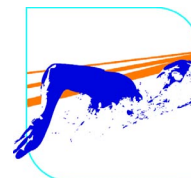




# European Swimming Championships Short Course

## Trieste, Italy

### 8-11 December 2005



#### Event 113

9 DEC 2005 - 18:40

#### Men's 50m Backstroke

#### 50m Dos Hommes

#### Finals

#### Finales

### FINAL RESULTS CLASSEMENT FINALES

WR	23.27	RUPPRATH Thomas	GER	Vienna (AUT)	10 DEC 2004
ER	23.27	RUPPRATH Thomas	GER	Vienna (AUT)	10 DEC 2004
CR	23.27	RUPPRATH Thomas	GER	Vienna (AUT)	10 DEC 2004

	Rank	LN	Name	YB	Nation	R.T.	Result	Behind
FINAL	1.	4	RUPPRATH Thomas	77	GER	0.64	<b>23.57</b>	
	2.	3	VYATCHANIN Arkady	84	RUS	0.74	<b>23.95</b>	0.38
	3.	5	TANCOCK Liam	85	GBR	0.56	<b>24.06</b>	0.49
	4.	2	BUGAYOV Anton	83	UKR	0.67	<b>24.24</b>	0.67
	5.	7	MAKOV Sergey	85	RUS	0.71	<b>24.36</b>	0.79
	6.	1	OLEYNYK Andriy	83	UKR	0.66	<b>24.52</b>	0.95
	7.	8	RATY Tero	78	FIN	0.58	<b>24.57</b>	1.00
		6	DI CARLI Marco	85	GER	0.38	<b>DSQ</b>	

Timing & Data-Handling by OMEGA

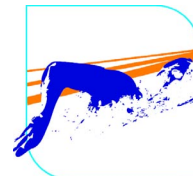




# European Swimming Championships Short Course

Trieste, Italy

8-11 December 2005



**Event 313**

9 DEC 2005

Men's 50m Backstroke

50m Dos Hommes

Swim-Off

Barrage

## RESULTS BY HEAT CLASSEMENT PAR SERIE

WR	23.27	RUPPRATH Thomas	GER	Vienna (AUT)	10 DEC 2004
ER	23.27	RUPPRATH Thomas	GER	Vienna (AUT)	10 DEC 2004
CR	23.27	RUPPRATH Thomas	GER	Vienna (AUT)	10 DEC 2004

	Rank	LN	Name	YB	Nation	R.T.	Result	Behind
HEAT 1/1:	1.	5	KOZULJ Gordan	76	CRO	0.67	25.15	
	2.	4	CVITKOVIC Ante	86	CRO	0.59	25.17	0.02

Timing & Data-Handling by OMEGA

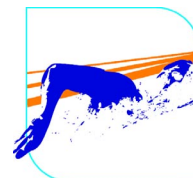




# European Swimming Championships Short Course

## Trieste, Italy

### 8-11 December 2005



#### Event 24

10 DEC 2005

#### Men's 100m Backstroke

#### 100m Dos Hommes

#### Heats

#### Séries

### TOTAL RANKING CLASSEMENT TOTAL

WR	50.32	MARSHALL Peter	USA	East Meadow (USA)	26 MAR 2004
ER	50.58	RUPPRATH Thomas	GER	Melbourne (AUS)	8 DEC 2002
CR	50.72	RUPPRATH Thomas	GER	Dublin (IRL)	14 DEC 2003

Rank	HT	LN	Name	YB	Nation	R.T.	50m	Result	Behind
1.	4	4	CSEH Laszlo	85	HUN	0.61	24.88	52.04 q	
2.	5	4	ROGAN Markus	82	AUT	0.68	25.56	52.89 q	0.85
3.	3	4	BUGAYOV Anton	83	UKR	0.68	25.79	52.93 q	0.89
3.	6	4	RUPPRATH Thomas	77	GER	0.67	25.35	52.93 q	0.89
5.	5	5	VYATCHANIN Arkady	84	RUS	0.76	25.88	52.99 q	0.95
6.	4	6	STRAHIJA Marko	75	CRO	0.65	25.89	53.21 q	1.17
7.	6	2	OLEYNYK Andriy	83	UKR	0.76	25.99	53.31 q	1.27
8.	6	3	PIZZIRANI Cesare	81	ITA	0.56	25.80	53.35 q	1.31
9.	4	2	DONETS Stanislav	83	RUS	0.70	26.10	53.46 q	1.42
9.	5	2	JANUSAITIS Vytautas	81	LTU	0.61	26.01	53.46 q	1.42
11.	4	7	KOZULJ Gordan	76	CRO	0.64	26.01	53.49 q	1.45
12.	1	5	TAIT Gregor	79	GBR	0.65	26.15	53.51 q	1.47
13.	5	8	NIKOLAYCHUK Volodymyr	75	UKR	0.73	26.01	53.66	1.62
14.	5	3	TANCOCK Liam	85	GBR	0.56	25.08	53.67 q	1.63
15.	4	3	WILDEBOER FABER Aschwin	86	ESP	0.63	26.20	53.72 q	1.68
16.	3	6	CLAY Matthew	82	GBR	0.62	25.92	53.74	1.70
17.	5	6	WISNIEWSKI Bartosz	87	POL	0.63	26.21	53.75 q	1.71
18.	6	1	CATALANO Enrico	83	ITA	0.63	26.18	53.76 ?	1.72
18.	6	8	MALINVERNO Marco	87	ITA	0.66	26.09	53.76 ?	1.72
20.	6	7	CVITKOVIC Ante	86	CRO	0.60	25.81	53.79	1.75
21.	3	7	DUFOUR Simon	79	FRA	0.63	26.46	53.96	1.92
21.	4	1	MAKOV Sergey	85	RUS	0.68	25.98	53.96	1.92
23.	6	5	DI CARLI Marco	85	GER	0.60	25.94	53.97	1.93
24.	2	7	BARNEA Guy	87	ISR	0.61	26.22	54.25	2.21
25.	2	4	GATH Yoav	80	ISR	0.67	26.47	54.27	2.23
26.	4	8	MANNI Simone	87	ITA	0.69	26.14	54.38	2.34
27.	4	5	MEDVESEK Blaz	80	SLO	0.69	26.52	54.48	2.44
28.	3	8	RUDOLF Roland	85	HUN	0.68	26.72	54.70	2.66
29.	5	7	RATY Tero	78	FIN	0.59	25.66	54.73	2.69
30.	5	1	LANG Flori	83	SUI	0.58	25.96	54.88	2.84
31.	3	1	NIZ Adriano	86	POR	0.63	26.75	54.98	2.94
32.	6	6	MASKOVIC Ante	79	CRO	0.72	25.97	55.03	2.99
33.	2	2	ROGER Pierre	83	FRA	0.68	27.08	55.23	3.19
34.	1	3	WOJT Lukasz	82	POL	0.71	26.75	55.25	3.21
35.	3	3	SZABO Janos	88	HUN	0.63	26.74	55.34	3.30
36.	2	6	MENDEL Alon	88	ISR	0.62	27.03	55.81	3.77
37.	3	2	JENSEN Anders	87	DEN	0.61	27.14	55.82	3.78
38.	2	3	RENHOLM Pontus	86	SWE	0.59	26.94	55.87	3.83
38.	3	5	RUMIANOWSKI Tomasz	85	POL	0.70	26.57	55.87	3.83
40.	2	1	SEGAL Ehud	84	ISR	0.59	27.39	56.05	4.01
41.	1	4	AHERNE Shane	87	IRL	0.76	28.69	59.06	7.02
	2	5	BERETIC Igor	81	SCG			DNS	

### Timing & Data-Handling by OMEGA

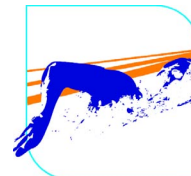




# European Swimming Championships Short Course

## Trieste, Italy

### 8-11 December 2005



## Event 224

10 DEC 2005 - 18:05

Men's 100m Backstroke

100m Dos Hommes

Semifinals

Demi-Finales

### TOTAL RANKING CLASSEMENT TOTAL

WR	50.32	MARSHALL Peter	USA	East Meadow (USA)	26 MAR 2004
ER	50.58	RUPPRATH Thomas	GER	Melbourne (AUS)	8 DEC 2002
CR	50.72	RUPPRATH Thomas	GER	Dublin (IRL)	14 DEC 2003

Rank	HT	LN	Name	YB	Nation	R.T.	50m	Result	Behind
1.	2	3	VYATCHANIN Arkady	84	RUS	0.70	24.96	<b>51.25 Q</b>	
2.	2	4	CSEH Laszlo	85	HUN	0.62	24.91	<b>51.72 Q</b>	0.47
3.	1	4	ROGAN Markus	82	AUT	0.69	25.30	<b>52.01 Q</b>	0.76
4.	1	5	RUPPRATH Thomas	77	GER	0.67	25.22	<b>52.13 Q</b>	0.88
5.	2	5	BUGAYOV Anton	83	UKR	0.66	25.60	<b>52.53 q</b>	1.28
6.	1	7	TAIT Gregor	79	GBR	0.63	25.39	<b>52.69 q</b>	1.44
7.	2	6	OLEYNYK Andriy	83	UKR	0.71	25.52	<b>52.75 q</b>	1.50
8.	1	6	PIZZIRANI Cesare	81	ITA	0.58	25.48	<b>52.79 q</b>	1.54
9.	2	8	WISNIEWSKI Bartosz	87	POL	0.62	25.40	<b>52.80</b>	1.55
10.	1	3	STRAHIJA Marko	75	CRO	0.65	25.86	<b>53.13</b>	1.88
11.	1	1	WILDEBOER FABER Aschwin	86	ESP	0.66	25.98	<b>53.15</b>	1.90
11.	2	2	DONETS Stanislav	83	RUS	0.68	25.66	<b>53.15</b>	1.90
13.	1	8	CATALANO Enrico	83	ITA	0.64	25.83	<b>53.16</b>	1.91
14.	1	2	JANUSAITIS Vytautas	81	LTU	0.59	26.32	<b>53.22</b>	1.97
15.	2	7	KOZULJ Gordan	76	CRO	0.64	25.82	<b>53.58</b>	2.33
16.	2	1	TANCOCK Liam	85	GBR	0.61	25.39	<b>53.62</b>	2.37

Timing & Data-Handling by OMEGA

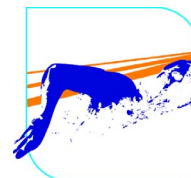




# European Swimming Championships Short Course

Trieste, Italy

8-11 December 2005



## Event 124

11 DEC 2005 - 18:08

Men's 100m Backstroke

100m Dos Hommes

Finals

Finales

### FINAL RESULTS CLASSEMENT FINALES

WR	50.32	MARSHALL Peter	USA	East Meadow (USA)	26 MAR 2004
ER	50.58	RUPPRATH Thomas	GER	Melbourne (AUS)	8 DEC 2002
CR	50.72	RUPPRATH Thomas	GER	Dublin (IRL)	14 DEC 2003

	Rank	LN	Name	YB	Nation	R.T.	50m	Result	Behind
FINAL	1.	5	CSEH Laszlo	85	HUN	0.62	24.68	<b>51.29</b>	
	2.	4	VYATCHANIN Arkady	84	RUS	0.75	24.85	<b>51.47</b>	0.18
	3.	6	RUPPRATH Thomas	77	GER	0.66	24.68	<b>51.50</b>	0.21
	4.	3	ROGAN Markus	82	AUT	0.70	25.23	<b>51.62</b>	0.33
	5.	2	BUGAYOV Anton	83	UKR	0.67	25.61	<b>52.33</b>	1.04
	6.	7	TAIT Gregor	79	GBR	0.61	25.18	<b>52.34</b>	1.05
	7.	1	OLEYNYK Andriy	83	UKR	0.70	25.56	<b>52.43</b>	1.14
	8.	8	PIZZIRANI Cesare	81	ITA	0.58	25.49	<b>52.93</b>	1.64

Timing & Data-Handling by OMEGA

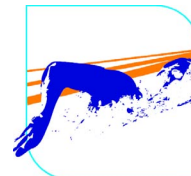




# European Swimming Championships Short Course

Trieste, Italy

8-11 December 2005



**Event 324**

10 DEC 2005

Men's 100m Backstroke

100m Dos Hommes

Swim-Off

Barrage

## RESULTS BY HEAT CLASSEMENT PAR SERIE

<i>WR</i>	<i>50.32</i>	<i>MARSHALL Peter</i>	<i>USA</i>	<i>East Meadow (USA)</i>	<i>26 MAR 2004</i>
<i>ER</i>	<i>50.58</i>	<i>RUPPRATH Thomas</i>	<i>GER</i>	<i>Melbourne (AUS)</i>	<i>8 DEC 2002</i>
<i>CR</i>	<i>50.72</i>	<i>RUPPRATH Thomas</i>	<i>GER</i>	<i>Dublin (IRL)</i>	<i>14 DEC 2003</i>

	Rank	LN	Name	YB	Nation	R.T.	50m	Result	Behind
HEAT 1/ 1:	1.	4	CATALANO Enrico	83	ITA	0.63	26.98	<b>53.93 q</b>	
	2.	5	MALINVERNO Marco	87	ITA	0.62	26.46	<b>54.15</b>	0.22

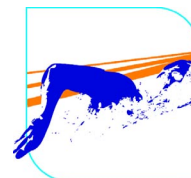
Timing & Data-Handling by OMEGA



# European Swimming Championships Short Course

## Trieste, Italy

### 8-11 December 2005



**Event 5**  
8 DEC 2005

**Men's 200m Backstroke**  
200m Dos Hommes

**Heats**  
Séries

### TOTAL RANKING CLASSEMENT TOTAL

WR	1:50.52	PEIRSOL Aaron	USA	Indianapolis (USA)	11 OCT 2004
ER	1:50.67	ROGAN Markus	AUT	Berlin (GER)	23 JAN 2005
CR	1:51.24	ROGAN Markus	AUT	Vienna (AUT)	9 DEC 2004

Rank	HT	LN	Name	YB	Nation	R.T.	50m	100m	150m	Result	Behind
1.	4	4	ROGAN Markus	82	AUT	0.68	26.76	54.76	1:23.60	<b>1:52.72 q</b>	
2.	2	4	VYATCHANIN Arkady	84	RUS	0.72	26.74	55.45	1:24.42	<b>1:53.58 q</b>	0.86
3.	4	7	BUGAYOV Anton	83	UKR	0.71	26.79	55.50	1:24.80	<b>1:54.48 q</b>	1.76
4.	4	5	KOZULJ Gordan	76	CRO	0.68	26.60	55.40	1:24.95	<b>1:54.57 q</b>	1.85
5.	1	6	TAIT Gregor	79	GBR	0.67	27.41	56.15	1:25.61	<b>1:55.33 q</b>	2.61
6.	2	2	DUFOUR Simon	79	FRA	0.64	27.97	57.59	1:27.06	<b>1:56.27 q</b>	3.55
7.	3	5	DONETS Stanislav	83	RUS	0.72	28.01	57.36	1:26.93	<b>1:56.65 q</b>	3.93
8.	3	2	MARIN Luca	86	ITA	0.64	28.40	58.14	1:27.81	<b>1:56.67 q</b>	3.95
9.	3	4	MEDVESEK Blaz	80	SLO	0.65	27.54	57.02	1:27.05	<b>1:56.81</b>	4.09
10.	2	3	AVERSA Mattia	86	ITA	0.62	28.09	57.61	1:27.38	<b>1:56.93</b>	4.21
11.	2	5	MAZZARI Mirko	75	ITA	0.77	27.89	57.38	1:27.71	<b>1:57.26</b>	4.54
12.	4	2	GATH Yoav	80	ISR	0.69	27.86	57.76	1:27.67	<b>1:57.35</b>	4.63
13.	3	3	MANNI Simone	87	ITA	0.68	27.74	57.62	1:27.77	<b>1:57.49</b>	4.77
14.	4	6	WILDEBOER FABER Aschwin	86	ESP	0.65	27.19	56.76	1:26.98	<b>1:57.67</b>	4.95
15.	3	1	CHAMMAH Itai	85	ISR	0.64	28.58	58.72	1:28.72	<b>1:57.90</b>	5.18
16.	1	4	OLEYNYK Andriy	83	UKR	0.74	27.00	56.86	1:27.90	<b>1:58.03</b>	5.31
17.	1	3	MELLOR Stephen	85	GBR	0.65	27.21	56.66	1:27.08	<b>1:58.19</b>	5.47
18.	1	5	BARNEA Guy	87	ISR	0.64	27.18	57.24	1:27.65	<b>1:58.49</b>	5.77
19.	2	6	RUDOLF Roland	85	HUN	0.68	27.23	57.09	1:27.66	<b>1:58.87</b>	6.15
20.	2	7	CVITKOVIC Ante	86	CRO	0.66	27.63	57.03	1:27.84	<b>1:59.27</b>	6.55
21.	4	3	SUSKOV Pavel	81	LTU	0.68	27.90	57.75	1:28.99	<b>1:59.37</b>	6.65
22.	4	1	SEGAL Ehud	84	ISR	0.64	28.22	58.52	1:29.33	<b>1:59.47</b>	6.75
23.	3	6	RUMIANOWSKI Tomasz	85	POL	0.70	27.76	58.03	1:28.73	<b>2:00.30</b>	7.58
24.	3	7	RENHOLM Pontus	86	SWE	0.64	27.78	58.71	1:29.88	<b>2:00.81</b>	8.09
25.	4	8	JENSEN Anders	87	DEN	0.62	28.51	58.93	1:29.88	<b>2:01.36</b>	8.64
26.	2	1	OLIVEIRA Pedro	88	POR	0.69	28.68	59.24	1:30.16	<b>2:01.95</b>	9.23
27.	2	8	HEDEL Joanes	80	FRA	0.64	28.36	58.88	1:30.71	<b>2:03.33</b>	10.61
28.	3	8	AHERNE Shane	87	IRL	0.74	29.42	1:00.83	1:32.82	<b>2:04.91</b>	12.19

Timing & Data-Handling by OMEGA



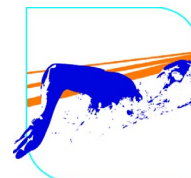




# European Swimming Championships Short Course

## Trieste, Italy

### 8-11 December 2005



## Event 105

8 DEC 2005 - 17:21

### Men's 200m Backstroke

### 200m Dos Hommes

### Finals

### Finales

## FINAL RESULTS CLASSEMENT FINALES

WR	1:50.52	PEIRSOL Aaron	USA	Indianapolis (USA)	11 OCT 2004
ER	1:50.67	ROGAN Markus	AUT	Berlin (GER)	23 JAN 2005
CR	1:51.24	ROGAN Markus	AUT	Vienna (AUT)	9 DEC 2004

Rank	LN	Name	YB	Nation	R.T.	50m	100m	150m	Result	Behind
<b>FINAL</b>										
1.	4	ROGAN Markus	82	AUT	0.68	26.56	54.86	1:22.27	<b>1:50.43</b>	<b>WR</b>
2.	5	VYATCHANIN Arkady	84	RUS	0.74	26.82	54.87	1:22.63	<b>1:50.77</b>	0.34
3.	6	KOZULJ Gordan	76	CRO	0.68	26.33	54.79	1:23.84	<b>1:53.01</b>	2.58
4.	3	BUGAYOV Anton	83	UKR	0.71	27.08	56.00	1:25.20	<b>1:53.88</b>	3.45
5.	2	TAIT Gregor	79	GBR	0.65	27.50	56.25	1:25.52	<b>1:54.58</b>	4.15
6.	7	DUFOUR Simon	79	FRA	0.68	27.30	56.27	1:25.76	<b>1:55.52</b>	5.09
7.	1	DONETS Stanislav	83	RUS	0.75	27.07	56.18	1:26.48	<b>1:56.54</b>	6.11
8.	8	MARIN Luca	86	ITA	0.66	28.28	57.60	1:27.28	<b>1:56.62</b>	6.19

Timing & Data-Handling by OMEGA

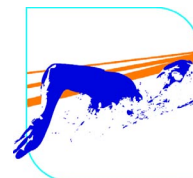




# European Swimming Championships Short Course

## Trieste, Italy

### 8-11 December 2005



#### Event 22

10 DEC 2005

#### Men's 50m Breaststroke

#### 50m Brasse Hommes

#### Heats

#### Séries

### TOTAL RANKING CLASSEMENT TOTAL

WR	26.20	LISOGOR Oleg	UKR	Berlin (GER)	26 JAN 2002
ER	26.20	LISOGOR Oleg	UKR	Berlin (GER)	26 JAN 2002
CR	26.70	WARNECKE Mark	GER	Sheffield (GBR)	11 DEC 1998

Rank	HT	LN	Name	YB	Nation	R.T.	Result	Behind
1.	4	5	MARKIC Matjaz	83	SLO	0.79	27.24 q	
2.	6	8	DYMO Valeriy	85	UKR	0.82	27.29 q	0.05
3.	6	5	TAHIROVIC Emil	79	SLO	0.75	27.31 q	0.07
4.	6	4	LISOGOR Oleg	79	UKR	0.79	27.32 q	0.08
5.	6	6	HETLAND Aleksander	82	NOR	0.67	27.35 q	0.11
6.	6	2	BORYSIK Igor	84	UKR	0.78	27.40	0.16
7.	4	3	GIBSON James	80	GBR	0.77	27.46 q	0.22
8.	3	5	MALUL Michael	85	ISR	0.64	27.57 q	0.33
8.	5	4	TERRIN Alessandro	85	ITA	0.81	27.57 q	0.33
10.	5	7	GUSTAVSSON Martin	80	SWE	0.73	27.58 q	0.34
11.	5	1	DORCH Jakob	85	SWE	0.84	27.59 q	0.35
12.	3	3	NYSTRAND Stefan	81	SWE	0.74	27.60	0.36
13.	3	6	DUGONJIC Damir	88	SLO	0.89	27.67	0.43
13.	3	2	COOK Chris	79	GBR	0.73	27.67 q	0.43
13.	5	3	LUETOLF Remo	80	SUI	0.80	27.67 q	0.43
16.	4	2	KOREN Miha	82	SLO	0.80	27.69	0.45
17.	5	5	KRUPPA Jens	76	GER	0.76	27.71 q	0.47
18.	5	6	DALE OEN Alexander	85	NOR	0.79	27.72 q	0.48
19.	5	2	PIHLAVA Jarno	79	FIN	0.78	27.85 q	0.61
20.	4	8	STEKELENBURG Lennart	86	NED	0.75	27.91 q	0.67
21.	3	1	PODOPRIGORA Maxim	78	AUT	0.78	27.92	0.68
21.	5	8	MALEK Daniel	73	CZE	0.81	27.92	0.68
23.	4	1	FALKO Grigory	87	RUS	0.73	27.94	0.70
24.	6	3	IRADIER Borja	80	ESP	0.84	28.10	0.86
25.	6	1	IVANOVSKIY Roman	77	RUS	0.79	28.16	0.92
26.	6	7	MAZZOTTA Fernando	87	ITA	0.69	28.17	0.93
27.	2	3	DAUTARTAS Edvinas	87	LTU	0.92	28.18	0.94
28.	3	7	SVEINSSON Jakob	82	ISL	0.76	28.22	0.98
29.	2	4	WOLNIAK Slawomir	88	POL	0.69	28.30	1.06
30.	3	8	VALAITIS Aurimas	88	LTU	0.69	28.46	1.22
31.	2	6	JEDLICKA Jiri	87	CZE	0.73	28.59	1.35
32.	3	4	FACCI Loris	83	ITA	0.80	28.60	1.36
33.	2	7	NICOLARDOT Julien	81	FRA	0.78	28.83	1.59
34.	2	2	MALNIK Daniel	85	ISR	0.69	28.87	1.63
35.	1	3	ELLIOTT Craig	87	GBR	0.74	28.98	1.74
36.	2	1	RACZ Akos	88	HUN	0.78	29.09	1.85
37.	2	5	RUSI Jani	84	FIN	0.79	29.14	1.90
38.	1	4	BEERI Tom	86	ISR	0.86	29.43	2.19
39.	1	5	DONOVAN Mark	87	IRL	0.79	29.92	2.68
	4	4	WARNECKE Mark	70	GER		DNS	
	4	7	VAN AGGELE Robin	84	NED		DNS	
	4	6	ALYFANTIS Romanos	86	GRE	0.78	DSQ	

### Timing & Data-Handling by OMEGA

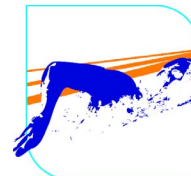




# European Swimming Championships Short Course

## Trieste, Italy

### 8-11 December 2005



## Event 222

10 DEC 2005 - 17:27

Men's 50m Breaststroke

50m Brasse Hommes

Semifinals

Demi-Finales

### TOTAL RANKING CLASSEMENT TOTAL

WR	26.20	LISOGOR Oleg	UKR	Berlin (GER)	26 JAN 2002
ER	26.20	LISOGOR Oleg	UKR	Berlin (GER)	26 JAN 2002
CR	26.70	WARNECKE Mark	GER	Sheffield (GBR)	11 DEC 1998

Rank	HT	LN	Name	YB	Nation	R.T.	Result	Behind
1.	2	6	TERRIN Alessandro	85	ITA	0.83	26.86 Q	
2.	1	5	LISOGOR Oleg	79	UKR	0.80	26.88 Q	0.02
3.	2	4	MARKIC Matjaz	83	SLO	0.78	27.19 Q	0.33
4.	2	5	TAHIROVIC Emil	79	SLO	0.78	27.20 q	0.34
5.	1	2	COOK Chris	79	GBR	0.75	27.24 Q	0.38
6.	1	4	DYMO Valeriy	85	UKR	0.82	27.26 q	0.40
7.	1	1	PIHLAVA Jarno	79	FIN	0.76	27.28 q	0.42
8.	2	1	DALE OEN Alexander	85	NOR	0.80	27.37 q	0.51
9.	2	3	GIBSON James	80	GBR	0.78	27.41	0.55
10.	2	7	LUETOLF Remo	80	SUI	0.82	27.44	0.58
11.	1	6	GUSTAVSSON Martin	80	SWE	0.72	27.48	0.62
12.	1	3	MALUL Michael	85	ISR	0.62	27.50	0.64
13.	2	2	DORCH Jakob	85	SWE	0.87	27.62	0.76
14.	1	7	KRUPPA Jens	76	GER	0.78	27.63	0.77
15.	2	8	STEKELENBURG Lennart	86	NED	0.75	27.77	0.91
16.	1	8	MALEK Daniel	73	CZE	0.79	27.90	1.04

Timing & Data-Handling by OMEGA

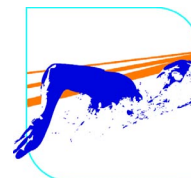




# European Swimming Championships Short Course

## Trieste, Italy

### 8-11 December 2005



## Event 122

10 DEC 2005 - 18:48

### Men's 50m Breaststroke

### 50m Brasse Hommes

### Finals

### Finales

## FINAL RESULTS CLASSEMENT FINALES

WR	26.20	LISOGOR Oleg	UKR	Berlin (GER)	26 JAN 2002
ER	26.20	LISOGOR Oleg	UKR	Berlin (GER)	26 JAN 2002
CR	26.70	WARNECKE Mark	GER	Sheffield (GBR)	11 DEC 1998

	Rank	LN	Name	YB	Nation	R.T.	Result	Behind
FINAL	1.	5	LISOGOR Oleg	79	UKR	0.78	<b>26.67</b>	CR
	2.	4	TERRIN Alessandro	85	ITA	0.82	<b>26.79</b>	0.12
	3.	3	MARKIC Matjaz	83	SLO	0.76	<b>27.08</b>	0.41
	4.	1	PIHLAVA Jarno	79	FIN	0.75	<b>27.10</b>	0.43
	4.	6	TAHIROVIC Emil	79	SLO	0.77	<b>27.10</b>	0.43
	6.	8	DALE OEN Alexander	85	NOR	0.77	<b>27.22</b>	0.55
	7.	2	COOK Chris	79	GBR	0.73	<b>27.25</b>	0.58
	8.	7	DYMO Valeriy	85	UKR	0.81	<b>27.30</b>	0.63

### Timing & Data-Handling by OMEGA

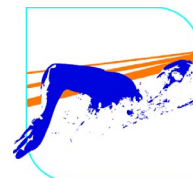




# European Swimming Championships Short Course

## Trieste, Italy

### 8-11 December 2005



#### Event 8

8 DEC 2005

#### Men's 100m Breaststroke

#### 100m Brasse Hommes

#### Heats

#### Séries

### TOTAL RANKING CLASSEMENT TOTAL

WR	57.47	MOSES Ed	USA	Stockholm (SWE)	23 JAN 2002
ER	57.73	SLOUDNOV Roman	RUS	Stockholm (SWE)	23 JAN 2002
CR	58.03	GIBSON James	GBR	Dublin (IRL)	12 DEC 2003

Rank	HT	LN	Name	YB	Nation	R.T.	50m	Result	Behind
1.	4	5	TAHIROVIC Emil	79	SLO	0.77	27.60	58.81 q	
2.	5	2	DALE OEN Alexander	85	NOR	0.79	27.71	59.05 q	0.24
3.	6	8	DYMO Valeriy	85	UKR	0.85	28.33	59.24 q	0.43
4.	6	4	LISOGOR Oleg	79	UKR	0.80	27.76	59.37 q	0.56
5.	5	5	BORYSIK Igor	84	UKR	0.81	28.17	59.55	0.74
6.	4	8	PIHLAVA Jarno	79	FIN	0.78	27.89	59.62 q	0.81
7.	1	5	ALYFANTIS Romanos	86	GRE	0.76	27.67	59.65 q	0.84
8.	6	5	FALKO Grigory	87	RUS	0.78	28.66	59.74 q	0.93
9.	6	2	COOK Chris	79	GBR	0.70	28.34	59.84 q	1.03
10.	6	1	KRUPPA Jens	76	GER	0.79	28.16	59.90 q	1.09
11.	6	3	GUSTAVSSON Martin	80	SWE	0.74	28.29	59.93 q	1.12
12.	5	4	TERRIN Alessandro	85	ITA	0.82	27.97	59.98 q	1.17
13.	4	1	MARKIC Matjaz	83	SLO	0.79	27.67	1:00.07 q	1.26
14.	3	5	KOREN Miha	82	SLO	0.81	28.00	1:00.12	1.31
15.	5	3	GIBSON James	80	GBR	0.77	27.85	1:00.16 q	1.35
16.	4	2	HETLAND Aleksander	82	NOR	0.71	27.90	1:00.17 q	1.36
17.	4	3	KUCZKO Slawomir	85	POL	0.77	28.54	1:00.23 q	1.42
18.	6	6	IVANOVSKIY Roman	77	RUS	0.77	28.30	1:00.27 q	1.46
19.	3	8	DUGONJIC Damir	88	SLO	0.82	27.97	1:00.28	1.47
20.	4	6	DORCH Jakob	85	SWE	0.87	27.93	1:00.43	1.62
21.	6	7	FACCI Loris	83	ITA	0.81	28.65	1:00.48	1.67
22.	4	4	VAN AGGELE Robin	84	NED	0.79	28.84	1:00.49	1.68
23.	3	6	SVEINSSON Jakob	82	ISL	0.80	28.33	1:00.51	1.70
24.	3	2	BOSSINI Paolo	85	ITA	0.84	29.02	1:00.54	1.73
25.	1	6	RACZ Akos	88	HUN	0.78	28.78	1:01.02	2.21
26.	2	6	JEDLICKA Jiri	87	CZE	0.73	28.82	1:01.10	2.29
27.	5	8	SILKOV Dzianis	82	BLR	0.82	28.97	1:01.16	2.35
28.	5	1	PODOPRIGORA Maxim	78	AUT	0.76	28.47	1:01.22	2.41
29.	2	1	NICOLARDOT Julien	81	FRA	0.77	28.99	1:01.25	2.44
30.	2	8	DAUTARTAS Edvinas	87	LTU	0.91	28.78	1:01.30	2.49
31.	5	6	VAN VALKENGOED Thijs	83	NED	0.78	29.03	1:01.31	2.50
32.	2	5	MALEK Daniel	73	CZE	0.83	28.86	1:01.38	2.57
33.	1	3	MALUL Michael	85	ISR	0.69	29.19	1:01.63	2.82
34.	3	4	WOLNIAK Slawomir	88	POL	0.70	29.10	1:01.72	2.91
35.	2	3	HORTH Fabien	85	FRA	0.69	29.29	1:01.77	2.96
36.	3	7	PREDA Valentin	85	ROM	0.85	29.23	1:01.90	3.09
37.	2	4	VALAITIS Aurimas	88	LTU	0.71	28.79	1:01.95	3.14
37.	2	2	GERASIMOV Sergey	80	RUS	0.90	29.48	1:01.95	3.14
37.	2	7	MALNIK Dani (Daniel)	85	ISR	0.69	29.27	1:01.95	3.14
40.	5	7	IRADIER AGUIRREZABALAGA Borja	80	ESP	0.86	29.28	1:01.96	3.15
41.	3	1	VANCINI Michele	81	ITA	0.89	29.13	1:02.01	3.20
42.	3	3	KARVONEN Eetu	86	FIN	0.83	28.80	1:02.12	3.31
43.	1	4	ELLIOTT Craig	87	GBR	0.73	29.29	1:02.43	3.62
44.	1	7	LABZIN Vladimir	83	EST	0.79	29.53	1:02.56	3.75

### Timing & Data-Handling by OMEGA

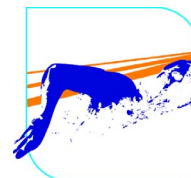




# European Swimming Championships Short Course

## Trieste, Italy

### 8-11 December 2005



#### Event 8

8 DEC 2005

#### Men's 100m Breaststroke

#### 100m Brasse Hommes

#### Heats

#### Séries

### TOTAL RANKING CLASSEMENT TOTAL

<b>WR</b>	<b>57.47</b>	<b>MOSES Ed</b>	<b>USA</b>	<b>Stockholm (SWE)</b>	<b>23 JAN 2002</b>
<b>ER</b>	<b>57.73</b>	<b>SLOUDNOV Roman</b>	<b>RUS</b>	<b>Stockolm (SWE)</b>	<b>23 JAN 2002</b>
<b>CR</b>	<b>58.03</b>	<b>GIBSON James</b>	<b>GBR</b>	<b>Dublin (IRL)</b>	<b>12 DEC 2003</b>

Rank	HT	LN	Name	YB	Nation	R.T.	50m	Result	Behind
45.	1	1	KIRTON James	85	GBR	0.80	29.34	<b>1:03.27</b>	4.46
46.	1	2	BEERI Tom	86	ISR	0.84	29.90	<b>1:03.51</b>	4.70
47.	1	8	DONOVAN Mark	87	IRL	0.82	30.84	<b>1:06.76</b>	7.95
	4	7	STEKELENBURG Lennart	86	NED	0.76		<b>DSQ</b>	

### Timing & Data-Handling by OMEGA

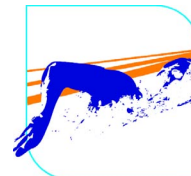




# European Swimming Championships Short Course

## Trieste, Italy

### 8-11 December 2005



## Event 208

8 DEC 2005 - 17:57

### Men's 100m Breaststroke

### 100m Brasse Hommes

### Semifinals

### Demi-Finales

## TOTAL RANKING CLASSEMENT TOTAL

WR	57.47	MOSES Ed	USA	Stockholm (SWE)	23 JAN 2002
ER	57.73	SLOUDNOV Roman	RUS	Stockolm (SWE)	23 JAN 2002
CR	58.03	GIBSON James	GBR	Dublin (IRL)	12 DEC 2003

Rank	HT	LN	Name	YB	Nation	R.T.	50m	Result	Behind
1.	1	5	LISOGOR Oleg	79	UKR	0.79	27.36	<b>58.68 Q</b>	
2.	1	3	ALYFANTIS Romanos	86	GRE	0.74	27.97	<b>58.74 Q</b>	0.06
3.	2	4	TAHIROVIC Emil	79	SLO	0.77	27.66	<b>58.89 Q</b>	0.21
4.	2	5	DYMO Valeriy	85	UKR	0.84	28.13	<b>59.00 Q</b>	0.32
5.	1	4	DALE OEN Alexander	85	NOR	0.79	28.03	<b>59.17 q</b>	0.49
6.	2	6	FALKO Grigory	87	RUS	0.78	28.21	<b>59.28 q</b>	0.60
7.	1	6	COOK Chris	79	GBR	0.74	27.74	<b>59.36 q</b>	0.68
8.	2	3	PIHLAVA Jarno	79	FIN	0.76	28.15	<b>59.41 q</b>	0.73
9.	2	2	KRUPPA Jens	76	GER	0.80	27.99	<b>59.48</b>	0.80
10.	1	2	GUSTAVSSON Martin	80	SWE	0.76	27.91	<b>59.51</b>	0.83
11.	2	7	TERRIN Alessandro	85	ITA	0.83	27.39	<b>59.52</b>	0.84
12.	2	1	GIBSON James	80	GBR	0.79	27.34	<b>59.67</b>	0.99
13.	2	8	KUCZKO Slawomir	85	POL	0.76	28.17	<b>59.87</b>	1.19
14.	1	1	HETLAND Aleksander	82	NOR	0.74	28.00	<b>1:00.03</b>	1.35
15.	1	7	MARKIC Matjaz	83	SLO	0.78	27.84	<b>1:00.48</b>	1.80
16.	1	8	IVANOVSKIY Roman	77	RUS	0.76	28.26	<b>1:00.87</b>	2.19

## Timing & Data-Handling by OMEGA

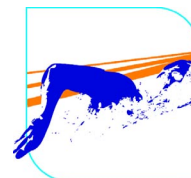




# European Swimming Championships Short Course

## Trieste, Italy

### 8-11 December 2005



## Event 108

9 DEC 2005 - 17:39

### Men's 100m Breaststroke

### 100m Brasse Hommes

### Finals

### Finales

## FINAL RESULTS CLASSEMENT FINALES

WR	57.47	MOSES Ed	USA	Stockholm (SWE)	23 JAN 2002
ER	57.73	SLOUDNOV Roman	RUS	Stockholm (SWE)	23 JAN 2002
CR	58.03	GIBSON James	GBR	Dublin (IRL)	12 DEC 2003

	Rank	LN	Name	YB	Nation	R.T.	50m	Result	Behind
FINAL	1.	4	LISOGOR Oleg	79	UKR	0.80	27.34	<b>58.07</b>	
	2.	5	ALYFANTIS Romanos	86	GRE	0.73	27.32	<b>58.08</b>	0.01
	3.	6	DYMO Valeriy	85	UKR	0.85	27.83	<b>58.60</b>	0.53
	4.	2	DALE OEN Alexander	85	NOR	0.78	27.68	<b>58.99</b>	0.92
	5.	3	TAHIROVIC Emil	79	SLO	0.75	27.65	<b>59.08</b>	1.01
	6.	7	FALKO Grigory	87	RUS	0.76	28.28	<b>59.12</b>	1.05
	7.	1	COOK Chris	79	GBR	0.77	28.10	<b>59.58</b>	1.51
	8.	8	PIHLAVA Jarno	79	FIN	0.77	28.12	<b>59.69</b>	1.62

### Timing & Data-Handling by OMEGA



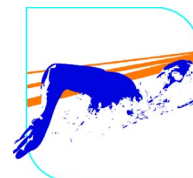




# European Swimming Championships Short Course

## Trieste, Italy

### 8-11 December 2005



#### Event 34

11 DEC 2005

#### Men's 200m Breaststroke

#### 200m Brasse Hommes

#### Heats

#### Séries

### TOTAL RANKING CLASSEMENT TOTAL

WR	2:02.92	MOSES Ed	USA	Berlin (GER)	17 JAN 2004
ER	2:05.63	EDMOND Ian	GBR	Dublin (IRL)	14 DEC 2003
CR	2:05.63	EDMOND Ian	GBR	Dublin (IRL)	14 DEC 2003

Rank	HT	LN	Name	YB	Nation	R.T.	50m	100m	150m	Result	Behind
1.	5	4	FALKO Grigory	87	RUS	0.79	30.03	1:02.90	1:35.70	<b>2:08.78 q</b>	
2.	3	4	KUCZKO Slawomir	85	POL	0.79	29.50	1:01.94	1:35.27	<b>2:09.08 q</b>	0.30
3.	4	4	BOSSINI Paolo	85	ITA	0.85	29.64	1:02.19	1:35.51	<b>2:09.24 q</b>	0.46
4.	4	1	ALEXANDROV Mihail	85	BUL	0.77	29.71	1:02.83	1:35.93	<b>2:09.55 q</b>	0.77
5.	3	5	LISOGOR Oleg	79	UKR	0.80	28.80	1:00.94	1:34.38	<b>2:09.60 q</b>	0.82
6.	3	6	WOLNIAK Slawomir	88	POL	0.74	29.51	1:02.43	1:36.04	<b>2:09.73 q</b>	0.95
7.	5	5	FACCI Loris	83	ITA	0.82	29.10	1:01.62	1:35.18	<b>2:09.77 q</b>	0.99
8.	4	5	BORYSIK Igor	84	UKR	0.80	29.41	1:02.09	1:35.59	<b>2:09.98 q</b>	1.20
9.	5	2	GILCHRIST Kristopher	83	GBR	0.86	29.51	1:02.42	1:35.84	<b>2:10.09</b>	1.31
10.	5	8	NICOLARDOT Julien	81	FRA	0.79	29.86	1:03.61	1:37.30	<b>2:10.66</b>	1.88
11.	4	3	DYMO Valeriy	85	UKR	0.86	30.05	1:03.51	1:37.40	<b>2:10.80</b>	2.02
12.	4	8	ALYFANTIS Romanos	86	GRE	0.76	29.14	1:02.58	1:36.55	<b>2:10.84</b>	2.06
13.	5	1	VAN AGGELE Robin	84	NED	0.79	29.68	1:03.65	1:37.48	<b>2:11.18</b>	2.40
14.	3	1	HORTH Fabien	85	FRA	0.70	29.58	1:02.93	1:37.10	<b>2:11.43</b>	2.65
15.	1	4	RACZ Akos	88	HUN	0.81	29.63	1:02.43	1:36.39	<b>2:11.70</b>	2.92
16.	4	2	JEDLICKA Jiri	87	CZE	0.76	30.19	1:03.49	1:37.18	<b>2:11.71</b>	2.93
17.	5	3	GERASIMOV Sergey	80	RUS	0.91	29.78	1:03.02	1:36.68	<b>2:11.75</b>	2.97
18.	2	1	DAUTARTAS Edvinas	87	LTU	0.98	29.98	1:03.72	1:37.76	<b>2:11.91</b>	3.13
19.	5	7	SVEINSSON Jakob	82	ISL	0.79	30.21	1:03.87	1:38.31	<b>2:12.45</b>	3.67
20.	2	5	DALE OEN Alexander	85	NOR	0.84	29.64	1:03.28	1:38.00	<b>2:12.96</b>	4.18
21.	3	8	PERNAT Matjaz	84	SLO	0.84	29.71	1:02.92	1:37.65	<b>2:13.83</b>	5.05
22.	3	2	PREDA Valentin	85	ROM	0.81	29.84	1:03.65	1:38.40	<b>2:13.85</b>	5.07
23.	2	3	LABZIN Vladimir	83	EST	0.79	30.30	1:03.90	1:38.60	<b>2:13.92</b>	5.14
24.	2	6	BEERI Tom	86	ISR	0.85	30.25	1:04.15	1:38.48	<b>2:13.99</b>	5.21
25.	4	6	VAN VALKENGOED Thijs	83	NED	0.80	30.14	1:03.34	1:37.80	<b>2:14.13</b>	5.35
26.	2	4	MALNIK Daniel	85	ISR	0.70	30.28	1:04.15	1:38.93	<b>2:14.45</b>	5.67
27.	1	5	ALMEIDA Carlos	88	POR	0.87	30.73	1:05.16	1:40.46	<b>2:15.30</b>	6.52
28.	3	7	VALAITIS Aurimas	88	LTU	0.68	29.64	1:03.53	1:37.87	<b>2:15.32</b>	6.54
29.	2	7	KIRTON James	85	GBR	0.80	30.31	1:04.72	1:39.92	<b>2:15.35</b>	6.57
30.	1	3	ELLIOTT Craig	87	GBR	0.74	30.43	1:04.84	1:39.86	<b>2:15.63</b>	6.85
31.	5	6	KARVONEN Eetu	86	FIN	0.84	29.66	1:03.33	1:39.07	<b>2:17.13</b>	8.35
32.	2	2	JOHNSON James	88	GBR	0.77	30.34	1:04.85	1:41.00	<b>2:18.73</b>	9.95
	3	3	PODOPRIGORA Maxim	78	AUT	0.80				DSQ	
	4	7	VANCINI Michele	81	ITA	0.86				DSQ	

### Timing & Data-Handling by OMEGA

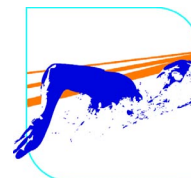




# European Swimming Championships Short Course

## Trieste, Italy

### 8-11 December 2005



## Event 134

11 DEC 2005 - 17:21

Men's 200m Breaststroke  
200m Brasse Hommes

Finals  
Finales

### FINAL RESULTS CLASSEMENT FINALES

<i>WR</i>	<i>2:02.92</i>	<i>MOSES Ed</i>	<i>USA</i>	<i>Berlin (GER)</i>	<i>17 JAN 2004</i>
<i>ER</i>	<i>2:05.63</i>	<i>EDMOND Ian</i>	<i>GBR</i>	<i>Dublin (IRL)</i>	<i>14 DEC 2003</i>
<i>CR</i>	<i>2:05.63</i>	<i>EDMOND Ian</i>	<i>GBR</i>	<i>Dublin (IRL)</i>	<i>14 DEC 2003</i>

Rank	LN	Name	YB	Nation	R.T.	50m	100m	150m	Result	Behind
<b>FINAL</b>										
1.	5	KUCZKO Slawomir	85	POL	0.79	29.35	1:01.82	1:34.37	<b>2:07.01</b>	
2.	4	FALKO Grigory	87	RUS	0.75	29.45	1:02.13	1:34.70	<b>2:07.04</b>	0.03
3.	3	BOSSINI Paolo	85	ITA	0.85	29.44	1:02.20	1:35.10	<b>2:07.70</b>	0.69
4.	1	BORYSIK Igor	84	UKR	0.78	28.90	1:01.22	1:34.20	<b>2:07.76</b>	0.75
5.	6	ALEXANDROV Mihail	85	BUL	0.77	29.33	1:02.15	1:35.42	<b>2:08.83</b>	1.82
6.	8	GILCHRIST Kristopher	83	GBR	0.87	29.46	1:02.21	1:35.39	<b>2:08.85</b>	1.84
7.	2	WOLNIAK Slawomir	88	POL	0.71	29.75	1:02.74	1:36.23	<b>2:10.01</b>	3.00
8.	7	FACCI Loris	83	ITA	0.82	29.76	1:02.80	1:35.79	<b>2:10.21</b>	3.20

Timing & Data-Handling by OMEGA

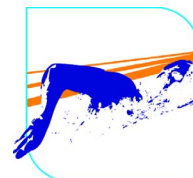




# European Swimming Championships Short Course

## Trieste, Italy

### 8-11 December 2005



#### Event 32

11 DEC 2005

Men's 50m Butterfly  
50m Papillon Hommes

Heats  
Séries

### TOTAL RANKING CLASSEMENT TOTAL

WR	22.71	CROCKER Ian	USA	Indianapolis (USA)	10 OCT 2004
ER	22.87	FOSTER Mark	GBR	Sheffield (GBR)	17 JAN 2001
CR	23.07	FROELANDER Lars	SWE	Antwerp (BEL)	16 DEC 2001

Rank	HT	LN	Name	YB	Nation	R.T.	Result	Behind
1.	5	5	RAJAKYLA Matti	84	FIN	0.70	23.23 q	
2.	4	6	KOROTYSHKIN Evgeny	83	RUS	0.70	23.47 q	0.24
3.	4	5	FROELANDER Lars	74	SWE	0.78	23.53 q	0.30
4.	6	3	BREUS Sergiy	83	UKR	0.83	23.71 q	0.48
5.	6	7	NALESSO Mattia	81	ITA	0.71	23.74 q	0.51
6.	5	6	TAMMINGA Bastiaan	81	NED	0.92	23.76 q	0.53
7.	5	3	BOUSQUET Frederick	81	FRA	0.74	23.79 q	0.56
8.	6	4	DIETRICH Johannes	85	GER	0.75	23.82 q	0.59
9.	5	4	PUNINSKI Alexei	85	CRO	0.72	23.83 q	0.60
10.	4	4	FOSTER Mark	70	GBR	0.78	23.84 q	0.61
10.	6	5	HARD Jere	78	FIN	0.70	23.84 q	0.61
12.	6	2	ANDKJAER Jakob	85	DEN	0.69	23.91 q	0.68
13.	4	1	BOWE Matthew	83	GBR	0.85	23.92 q	0.69
14.	4	2	VEENS Mark	78	NED	0.78	23.95 q	0.72
15.	4	7	PIEHL Marcus	85	SWE	0.70	23.96 q	0.73
16.	4	3	SKVORTSOV Nikolay	84	RUS	0.78	24.07 ?	0.84
16.	5	2	GOLDIN Rudy	84	ITA	0.74	24.07 ?	0.84
18.	4	8	WISNIEWSKI Bartosz	87	POL	0.74	24.12	0.89
19.	6	6	LAGOUN Pavel	79	BLR	0.74	24.16	0.93
20.	3	6	MORGADO Simao	79	POR	0.65	24.18	0.95
20.	5	7	MASKOVIC Ante	79	CRO	0.82	24.18	0.95
22.	6	8	BENATTI Lorenzo	86	ITA	0.82	24.25	1.02
23.	3	3	MENCINGER Jernej	83	SLO	0.76	24.28	1.05
24.	3	7	KOCHAVI Nadav	85	ISR	0.76	24.31	1.08
25.	5	1	LEWANDOWSKI Maciej	86	POL	0.77	24.40	1.17
26.	3	5	RUBACEK Michal	86	CZE	0.69	24.45	1.22
27.	3	4	VERNER Martin	80	CZE	0.77	24.48	1.25
28.	1	5	CVITKOVIC Ante	86	CRO	0.74	24.51	1.28
29.	6	1	VAITKAITIS Emilis	80	LTU	0.83	24.55	1.32
30.	2	2	KROLOV Roman	86	EST	0.73	24.60	1.37
31.	2	6	SASSOT Romain	86	FRA	0.72	24.61	1.38
32.	1	2	ROCK Michael	87	GBR	0.80	24.62	1.39
32.	5	8	GHERGHEL Ioan	78	ROM	0.83	24.62	1.39
34.	2	5	BARNEA Guy	87	ISR	0.73	24.65	1.42
35.	2	3	POLYAKOV Anatoly	80	RUS	0.80	24.81	1.58
36.	3	8	GANIKHIN Maxim	86	RUS	0.78	24.90	1.67
37.	2	1	VIKTORAVICIUS Paulius	84	LTU	0.85	25.05	1.82
38.	1	6	MARGIS Mindaugas	81	LTU	0.80	25.07	1.84
39.	3	1	SILJEVSKI Radovan	86	SCG	0.71	25.08	1.85
40.	3	2	SRAUT Bohumir	75	CZE	0.75	25.19	1.96
41.	2	7	FUCIK Tomas	85	CZE	0.78	25.23	2.00
42.	2	4	SALCIUS Rimvydas	85	LTU	0.81	25.24	2.01
43.	2	8	MATHEWS David	88	IRL	0.75	25.51	2.28
44.	1	7	ROGER Pierre	83	FRA	0.71	25.53	2.30

### Timing & Data-Handling by OMEGA

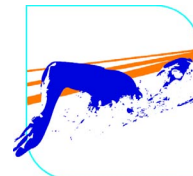




# European Swimming Championships Short Course

## Trieste, Italy

### 8-11 December 2005



#### Event 32

11 DEC 2005

#### Men's 50m Butterfly 50m Papillon Hommes

#### Heats Séries

### TOTAL RANKING CLASSEMENT TOTAL

WR	22.71	CROCKER Ian	USA	Indianapolis (USA)	10 OCT 2004
ER	22.87	FOSTER Mark	GBR	Sheffield (GBR)	17 JAN 2001
CR	23.07	FROELANDER Lars	SWE	Antwerp (BEL)	16 DEC 2001

Rank	HT	LN	Name	YB	Nation	R.T.	Result	Behind
45.	1	3	MC GRANN Neil	82	IRL	0.79	25.67	2.44
46.	1	4	DONOVAN Mark	87	IRL	0.82	26.12	2.89

### Timing & Data-Handling by OMEGA

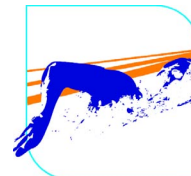




# European Swimming Championships Short Course

## Trieste, Italy

### 8-11 December 2005



## Event 232

11 DEC 2005 - 17:07

Men's 50m Butterfly  
50m Papillon Hommes

Semifinals  
Demi-Finales

### TOTAL RANKING CLASSEMENT TOTAL

WR	22.71	CROCKER Ian	USA	Indianapolis (USA)	10 OCT 2004
ER	22.87	FOSTER Mark	GBR	Sheffield (GBR)	17 JAN 2001
CR	23.07	FROELANDER Lars	SWE	Antwerp (BEL)	16 DEC 2001

Rank	HT	LN	Name	YB	Nation	R.T.	Result	Behind
1.	1	4	KOROTYSHKIN Evgeny	83	RUS	0.71	23.17 Q	
2.	2	4	RAJAKYLA Matti	84	FIN	0.72	23.23 Q	0.06
3.	1	6	DIETRICH Johannes	85	GER	0.76	23.31 Q	0.14
4.	2	5	FROELANDER Lars	74	SWE	0.76	23.36 Q	0.19
5.	1	2	FOSTER Mark	70	GBR	0.77	23.39 q	0.22
6.	1	5	BREUS Sergiy	83	UKR	0.83	23.43 q	0.26
7.	2	6	BOUSQUET Frederick	81	FRA	0.71	23.49 q	0.32
8.	1	3	TAMMINGA Bastiaan	81	NED	0.90	23.56 q	0.39
9.	2	7	HARD Jere	78	FIN	0.68	23.60	0.43
10.	2	3	NALESSO Mattia	81	ITA	0.74	23.68	0.51
11.	1	1	VEENS Mark	78	NED	0.76	23.69	0.52
12.	2	8	SKVORTSOV Nikolay	84	RUS	0.76	23.80	0.63
13.	2	2	PUNINSKI Alexei	85	CRO	0.77	23.83	0.66
14.	1	8	GOLDIN Rudy	84	ITA	0.72	23.84	0.67
15.	2	1	BOWE Matthew	83	GBR	0.83	23.86	0.69
16.	1	7	ANDKJAER Jakob	85	DEN	0.72	24.24	1.07

Timing & Data-Handling by OMEGA

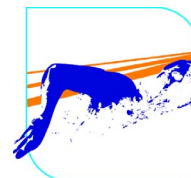




# European Swimming Championships Short Course

## Trieste, Italy

### 8-11 December 2005



## Event 132

11 DEC 2005 - 18:27

Men's 50m Butterfly  
50m Papillon Hommes

Finals  
Finales

### FINAL RESULTS CLASSEMENT FINALES

WR	22.71	CROCKER Ian	USA	Indianapolis (USA)	10 OCT 2004
ER	22.87	FOSTER Mark	GBR	Sheffield (GBR)	17 JAN 2001
CR	23.07	FROELANDER Lars	SWE	Antwerp (BEL)	16 DEC 2001

	Rank	LN	Name	YB	Nation	R.T.	Result	Behind
FINAL	1.	6	FROELANDER Lars	74	SWE	0.72	<b>23.08</b>	
	2.	2	FOSTER Mark	70	GBR	0.77	<b>23.12</b>	0.04
	3.	5	RAJAKYLA Matti	84	FIN	0.68	<b>23.17</b>	0.09
	4.	4	KOROTYSHKIN Evgeny	83	RUS	0.70	<b>23.28</b>	0.20
	5.	3	DIETRICH Johannes	85	GER	0.74	<b>23.40</b>	0.32
	5.	7	BREUS Sergiy	83	UKR	0.82	<b>23.40</b>	0.32
	7.	1	BOUSQUET Frederick	81	FRA	0.73	<b>23.56</b>	0.48
	8.	8	TAMMINGA Bastiaan	81	NED	0.88	<b>23.58</b>	0.50

Timing & Data-Handling by OMEGA

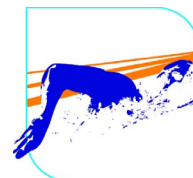




# European Swimming Championships Short Course

## Trieste, Italy

### 8-11 December 2005



#### Event 6

8 DEC 2005

#### Men's 100m Butterfly 100m Papillon Hommes

#### Heats Séries

### TOTAL RANKING CLASSEMENT TOTAL

WR	49.07	CROCKER Ian	USA	East Meadow (USA)	26 MAR 2004
ER	50.02	CAVIC Milorad	SCG	Dublin (IRL)	12 DEC 2003
CR	50.02	CAVIC Milorad	SCG	Dublin (IRL)	12 DEC 2003

Rank	HT	LN	Name	YB	Nation	R.T.	50m	Result	Behind
1.	6	4	RUPPRATH Thomas	77	GER	0.69	23.91	51.44 q	
2.	5	5	MANKOC Peter	78	SLO	0.78	24.13	51.71 q	0.27
3.	4	4	KOROTYSHKIN Evgeny	83	RUS	0.70	25.18	52.22 q	0.78
4.	5	4	SKVORTSOV Nikolay	84	RUS	0.77	24.50	52.26 q	0.82
5.	5	6	WISNIEWSKI Bartosz	87	POL	0.75	24.70	52.34 q	0.90
6.	6	3	NALESSO Mattia	81	ITA	0.73	24.18	52.40 q	0.96
7.	3	7	ADVENA Sergii	84	UKR	0.79	24.42	52.42 q	0.98
8.	2	7	LEVEAUX Amaury	85	FRA	0.76	24.55	52.51 q	1.07
9.	4	3	GOLDIN Rudy	84	ITA	0.74	24.56	52.65 q	1.21
10.	6	5	DIETRICH Johannes	85	GER	0.75	24.26	52.66 q	1.22
11.	4	5	GHERGHEL Ioan	78	ROM	0.83	25.13	52.75 q	1.31
12.	5	2	KOKOSHA Maxim	83	UKR	0.86	24.99	52.84 q	1.40
13.	5	3	BREUS Sergiy	83	UKR	0.87	24.67	52.88	1.44
14.	6	7	BOWE Matthew	83	GBR	0.86	24.50	53.03 q	1.59
15.	6	2	BENATTI Lorenzo	86	ITA	0.83	24.61	53.15	1.71
16.	3	6	MOURAO Duarte	84	POR	0.74	24.73	53.27 q	1.83
17.	3	3	MENCINGER Jernej	83	SLO	0.77	24.58	53.29 q	1.85
18.	3	5	PUNINSKI Alexei	85	CRO	0.73	24.68	53.33 q	1.89
19.	4	2	POLYAKOV Anatoly	80	RUS	0.79	25.07	53.36	1.92
20.	6	6	LAGOUN Pavel	79	BLR	0.75	24.57	53.40	1.96
21.	3	1	KOCHAVI Nadav	85	ISR	0.75	25.01	53.67	2.23
22.	5	7	ANDKJAER Jakob	85	DEN	0.73	25.18	53.75	2.31
23.	4	6	ANDERSSON Erik	84	SWE	0.79	24.64	53.79	2.35
24.	1	3	ROCK Michael	87	GBR	0.81	24.60	53.81	2.37
25.	5	1	RUBACEK Michal	86	CZE	0.72	24.58	53.97	2.53
26.	3	2	LEBON Christophe	82	FRA	0.82	25.22	54.03	2.59
27.	6	1	LEWANDOWSKI Maciej	86	POL	0.75	25.02	54.05	2.61
28.	5	8	GANIKHIN Maxim	86	RUS	0.86	25.25	54.08	2.64
29.	6	8	VAITKAITIS Emilis	80	LTU	0.80	25.07	54.09	2.65
30.	1	5	DEICMANS Guntars	83	LAT	0.86	25.57	54.13	2.69
30.	4	7	VILLA Paolo	81	ITA	0.78	25.02	54.13	2.69
32.	4	1	SALCIUS Rimvydas	85	LTU	0.81	25.51	54.47	3.03
33.	2	1	KROLOV Roman	86	EST	0.76	25.64	54.62	3.18
34.	2	4	ZUBCSEK Denes	87	HUN	0.78	25.69	54.72	3.28
35.	2	3	SASSOT Romain	86	FRA	0.74	25.55	54.80	3.36
36.	4	8	SRAUT Bohumir	75	CZE	0.76	25.41	55.02	3.58
37.	3	8	LEWIS Mark	83	GBR	0.74	26.02	55.13	3.69
38.	3	4	MORGADO Simao	79	POR	0.67	24.99	55.17	3.73
39.	2	2	ARAUJO Joao	85	POR	0.67	26.25	55.26	3.82
40.	2	5	VIKTORAVICIUS Paulius	84	LTU	0.79	25.79	55.60	4.16
41.	1	4	MONTEIRO Luis	83	POR	0.84	25.70	55.64	4.20
42.	2	6	LE COUILLARD Simon	87	GBR	0.80	25.90	55.94	4.50

### Timing & Data-Handling by OMEGA



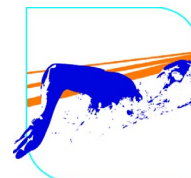




# European Swimming Championships Short Course

## Trieste, Italy

### 8-11 December 2005



## Event 206

8 DEC 2005 - 17:34

Men's 100m Butterfly  
100m Papillon Hommes

Semifinals  
Demi-Finales

### TOTAL RANKING CLASSEMENT TOTAL

WR	49.07	CROCKER Ian	USA	East Meadow (USA)	26 MAR 2004
ER	50.02	CAVIC Milorad	SCG	Dublin (IRL)	12 DEC 2003
CR	50.02	CAVIC Milorad	SCG	Dublin (IRL)	12 DEC 2003

Rank	HT	LN	Name	YB	Nation	R.T.	50m	Result	Behind
1.	2	4	RUPPRATH Thomas	77	GER	0.69	23.87	<b>51.06 Q</b>	
2.	2	5	KOROTYSHKIN Evgeny	83	RUS	0.68	24.16	<b>51.26 Q</b>	0.20
3.	1	4	MANKOC Peter	78	SLO	0.76	23.77	<b>51.50 Q</b>	0.44
4.	1	5	SKVORTSOV Nikolay	84	RUS	0.77	24.45	<b>51.76 Q</b>	0.70
5.	2	6	ADVENA Sergii	84	UKR	0.81	24.38	<b>52.00 q</b>	0.94
6.	2	7	GHERGHEL Ioan	78	ROM	0.82	24.63	<b>52.02 q</b>	0.96
7.	2	3	WISNIEWSKI Bartosz	87	POL	0.74	24.22	<b>52.05 q</b>	0.99
8.	2	2	GOLDIN Rudy	84	ITA	0.71	24.30	<b>52.28 q</b>	1.22
9.	1	3	NALESSO Mattia	81	ITA	0.75	24.37	<b>52.41</b>	1.35
10.	2	1	BOWE Matthew	83	GBR	0.86	24.16	<b>52.48</b>	1.42
11.	1	6	LEVEAUX Amaury	85	FRA	0.75	24.57	<b>52.59</b>	1.53
12.	1	7	KOKOSHA Maxim	83	UKR	0.88	24.77	<b>52.77</b>	1.71
13.	1	8	PUNINSKI Alexei	85	CRO	0.73	24.07	<b>53.07</b>	2.01
14.	1	1	MOURAO Duarte	84	POR	0.73	24.44	<b>53.19</b>	2.13
15.	1	2	DIETRICH Johannes	85	GER	0.76	24.26	<b>53.23</b>	2.17
16.	2	8	MENCINGER Jernej	83	SLO	0.77	24.73	<b>53.64</b>	2.58

Timing & Data-Handling by OMEGA



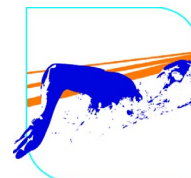




# European Swimming Championships Short Course

## Trieste, Italy

### 8-11 December 2005



## Event 106

9 DEC 2005 - 18:14

Men's 100m Butterfly  
100m Papillon Hommes

Finals  
Finales

### FINAL RESULTS CLASSEMENT FINALES

<i>WR</i>	<i>49.07</i>	<i>CROCKER Ian</i>	<i>USA</i>	<i>East Meadow (USA)</i>	<i>26 MAR 2004</i>
<i>ER</i>	<i>50.02</i>	<i>CAVIC Milorad</i>	<i>SCG</i>	<i>Dublin (IRL)</i>	<i>12 DEC 2003</i>
<i>CR</i>	<i>50.02</i>	<i>CAVIC Milorad</i>	<i>SCG</i>	<i>Dublin (IRL)</i>	<i>12 DEC 2003</i>

	Rank	LN	Name	YB	Nation	R.T.	50m	Result	Behind
<b>FINAL</b>	1.	4	RUPPRATH Thomas	77	GER	0.69	23.69	<b>50.55</b>	
	2.	5	KOROTYSHKIN Evgeny	83	RUS	0.67	23.72	<b>51.32</b>	0.77
	3.	3	MANKOC Peter	78	SLO	0.76	23.61	<b>51.47</b>	0.92
	4.	6	SKVORTSOV Nikolay	84	RUS	0.75	24.22	<b>51.48</b>	0.93
	5.	2	ADVENA Sergii	84	UKR	0.80	24.44	<b>51.85</b>	1.30
	6.	1	WISNIEWSKI Bartosz	87	POL	0.74	24.41	<b>52.09</b>	1.54
	7.	7	GHERGHEL Ioan	78	ROM	0.80	24.66	<b>52.16</b>	1.61
	8.	8	GOLDIN Rudy	84	ITA	0.75	24.23	<b>52.22</b>	1.67

Timing & Data-Handling by OMEGA

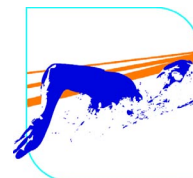




# European Swimming Championships Short Course

## Trieste, Italy

### 8-11 December 2005



#### Event 28

10 DEC 2005

Men's 200m Butterfly  
200m Papillon Hommes

Heats  
Séries

### TOTAL RANKING CLASSEMENT TOTAL

WR	1:50.73	ESPOSITO Franck	FRA	Antibes (FRA)	8 DEC 2002
ER	1:50.73	ESPOSITO Franck	FRA	Antibes (FRA)	8 DEC 2002
CR	1:51.98	ESPOSITO Franck	FRA	Dublin (IRL)	13 DEC 2003

Rank	HT	LN	Name	YB	Nation	R.T.	50m	100m	150m	Result	Behind
1.	3	4	MEEUW Helge	84	GER	0.81	25.51	54.17	1:23.88	<b>1:53.87 q</b>	
2.	5	5	STARKE Benjamin	86	GER	0.78	25.68	55.14	1:24.89	<b>1:54.72 q</b>	0.85
3.	3	5	DRZEWINSKI Lukasz	84	POL	0.76	26.28	55.35	1:24.95	<b>1:54.78 q</b>	0.91
4.	5	1	ADVENA Sergii	84	UKR	0.90	26.14	55.13	1:24.80	<b>1:55.35 q</b>	1.48
5.	5	4	SKVORTSOV Nikolay	84	RUS	0.80	25.54	55.10	1:24.90	<b>1:55.38 q</b>	1.51
6.	5	7	ABERSEK Ales	77	SLO	0.82	25.67	54.90	1:24.80	<b>1:55.47 q</b>	1.60
7.	4	4	KORZENIOWSKI Pawel	85	POL	0.75	25.35	54.50	1:25.05	<b>1:55.49 q</b>	1.62
8.	3	3	POLYAKOV Anatoly	80	RUS	0.83	26.25	55.67	1:25.02	<b>1:55.52 q</b>	1.65
9.	4	5	GHERGHEL Ioan	78	ROM	0.83	26.46	56.57	1:26.53	<b>1:55.95</b>	2.08
10.	5	2	BOWE Matthew	83	GBR	0.88	25.35	54.32	1:24.28	<b>1:56.15</b>	2.28
11.	3	2	MOURAO Duarte	84	POR	0.68	25.96	55.36	1:25.52	<b>1:56.26</b>	2.39
12.	4	3	LEWANDOWSKI Maciej	86	POL	0.77	26.05	56.14	1:26.45	<b>1:56.30</b>	2.43
13.	5	6	DRYMONAKOS Ionnis	84	GRE	0.74	26.19	55.38	1:25.41	<b>1:56.74</b>	2.87
14.	4	2	LEWIS Mark	83	GBR	0.75	26.48	55.97	1:26.16	<b>1:56.76</b>	2.89
15.	3	7	KEREKJARTO Tamas	79	HUN	0.72	26.41	56.12	1:26.10	<b>1:56.77</b>	2.90
16.	5	8	KOCHAVI Nadav	85	ISR	0.76	26.23	55.66	1:26.01	<b>1:57.34</b>	3.47
17.	4	6	GANIKHIN Maxim	86	RUS	0.88	26.04	56.32	1:26.80	<b>1:57.59</b>	3.72
18.	2	5	ARAUJO Joao	85	POR	0.66	26.30	55.83	1:26.44	<b>1:57.73</b>	3.86
18.	4	7	BENI Nicolo	86	ITA	0.84	26.39	56.53	1:27.31	<b>1:57.73</b>	3.86
20.	5	3	BOGGIATTO Alessio	81	ITA	0.81	26.24	55.74	1:26.24	<b>1:57.86</b>	3.99
21.	4	8	FONTEYN Mathieu	85	BEL	0.73	26.84	57.16	1:27.55	<b>1:57.88</b>	4.01
22.	1	6	ROCK Michael	87	GBR	0.83	26.16	55.91	1:25.98	<b>1:57.96</b>	4.09
23.	3	1	LEBON Christophe	82	FRA	0.85	26.53	56.32	1:27.06	<b>1:57.98</b>	4.11
24.	3	8	ZUBCSEK Denes	87	HUN	0.82	26.75	56.80	1:26.95	<b>1:58.03</b>	4.16
25.	2	3	KOKOSHA Maxim	83	UKR	0.93	26.29	56.21	1:26.75	<b>1:58.06</b>	4.19
26.	3	6	VILLA Paolo	81	ITA	0.82	26.29	55.81	1:26.02	<b>1:58.09</b>	4.22
27.	4	1	COSENTINO Michele	86	ITA	0.81	26.39	56.46	1:27.21	<b>1:58.77</b>	4.90
28.	2	2	HEDEL Joanes	80	FRA	0.79	26.52	56.32	1:27.00	<b>1:59.46</b>	5.59
29.	2	7	MONTEIRO Luis	83	POR	0.83	26.44	56.46	1:27.76	<b>2:00.64</b>	6.77
30.	2	1	MORGADO Simao	79	POR	0.68	26.73	56.98	1:28.27	<b>2:01.29</b>	7.42
31.	1	4	ANDRIJAUSKAS Paulius	84	LTU	0.80	27.24	58.18	1:29.92	<b>2:01.91</b>	8.04
32.	2	6	LE COUILLARD Simon	87	GBR	0.79	26.51	57.16	1:28.60	<b>2:02.02</b>	8.15
33.	1	2	SUSKOV Pavel	81	LTU	0.84	26.77	58.13	1:29.98	<b>2:02.05</b>	8.18
34.	2	4	SASSOT Romain	86	FRA	0.74	27.81	58.30	1:30.07	<b>2:02.92</b>	9.05
35.	2	8	SALCIUS Rimvydas	85	LTU	0.82	26.59	57.23	1:29.87	<b>2:03.84</b>	9.97
36.	1	5	COSMA Catalin	88	ROM	0.93	27.63	58.73	1:31.84	<b>2:06.23</b>	12.36
	1	3	LEVEAUX Amaury	85	FRA					DNS	

Timing & Data-Handling by OMEGA

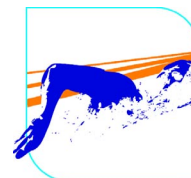




# European Swimming Championships Short Course

## Trieste, Italy

### 8-11 December 2005



## Event 128

10 DEC 2005 - 18:17

Men's 200m Butterfly  
200m Papillon Hommes

Finals  
Finales

### FINAL RESULTS CLASSEMENT FINALES

<b>WR</b>	<b>1:50.73</b>	<b>ESPOSITO Franck</b>	<b>FRA</b>	<b>Antibes (FRA)</b>	<b>8 DEC 2002</b>
<b>ER</b>	<b>1:50.73</b>	<b>ESPOSITO Franck</b>	<b>FRA</b>	<b>Antibes (FRA)</b>	<b>8 DEC 2002</b>
<b>CR</b>	<b>1:51.98</b>	<b>ESPOSITO Franck</b>	<b>FRA</b>	<b>Dublin (IRL)</b>	<b>13 DEC 2003</b>

Rank	LN	Name	YB	Nation	R.T.	50m	100m	150m	Result	Behind
<b>FINAL</b>										
1.	1	KORZENIOWSKI Pawel	85	POL	0.75	25.20	53.52	1:22.20	<b>1:50.89</b>	<b>CR</b>
2.	4	MEEUW Helge	84	GER	0.85	25.33	53.90	1:22.52	<b>1:52.49</b>	1.60
3.	2	SKVORTSOV Nikolay	84	RUS	0.79	25.84	55.02	1:24.57	<b>1:53.58</b>	2.69
4.	3	DRZEWINSKI Lukasz	84	POL	0.75	26.24	55.22	1:24.50	<b>1:54.22</b>	3.33
5.	8	POLYAKOV Anatoly	80	RUS	0.80	26.16	55.08	1:24.58	<b>1:54.54</b>	3.65
6.	6	ADVENA Sergii	84	UKR	0.86	26.24	55.30	1:24.50	<b>1:54.59</b>	3.70
7.	5	STARKE Benjamin	86	GER	0.81	25.55	54.65	1:24.34	<b>1:54.60</b>	3.71
8.	7	ABERSEK Ales	77	SLO	0.83	25.65	55.13	1:25.12	<b>1:55.73</b>	4.84

Timing & Data-Handling by OMEGA

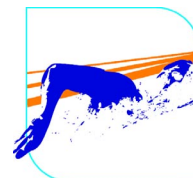




# European Swimming Championships Short Course

## Trieste, Italy

### 8-11 December 2005



#### Event 26

10 DEC 2005

#### Men's 100m Individual Medley

#### 100m 4-Nages Hommes

#### Heats

#### Séries

### TOTAL RANKING CLASSEMENT TOTAL

WR	51.52	NEETHLING Ryk	RSA	New York (USA)	11 FEB 2005
ER	52.58	RUPPRATH Thomas	GER	Berlin (GER)	25 JAN 2003
CR	52.63	MANKOC Peter	SLO	Antwerp (BEL)	15 DEC 2001

Rank	HT	LN	Name	YB	Nation	R.T.	50m	Result	Behind
1.	4	4	MANKOC Peter	78	SLO	0.77	24.07	54.26 q	
2.	4	5	HETLAND Aleksander	82	NOR	0.69	24.88	54.57 q	0.31
3.	4	6	BEREZUTSKIY Igor	84	RUS	0.80	25.25	54.86 q	0.60
4.	2	6	LISOGOR Oleg	79	UKR	0.79	25.87	54.96 q	0.70
5.	3	4	SERGEYEV Sergiy	70	UKR	0.71	25.09	55.02 q	0.76
6.	2	4	JANUSAITIS Vytautas	81	LTU	0.78	25.51	55.05 q	0.79
7.	2	5	SAVINO Andrea	84	ITA	0.73	25.14	55.07 q	0.81
8.	4	3	VAN AGGELE Robin	84	NED	0.77	25.90	55.22 q	0.96
9.	3	5	TARDIN Alain	84	SUI	0.74	24.99	55.28 q	1.02
10.	2	7	ALJAND Martti	87	EST	0.69	25.44	55.33 q	1.07
11.	3	6	TUMIOTTO Leonardo	83	ITA	0.84	25.37	55.44 q	1.18
12.	3	3	SIEVINEN Jani	74	FIN	0.76	25.47	55.45 q	1.19
13.	3	2	IMPRIC Sasa	86	CRO	0.69	25.24	55.51 q	1.25
14.	3	7	KVALE Gard	84	NOR	0.78	26.11	55.63 q	1.37
15.	2	3	SILKOV Dzianis	82	BLR	0.80	26.36	55.66 q	1.40
16.	4	2	DORCH Erik	83	SWE	0.85	25.51	55.95 q	1.69
17.	2	1	DEICMANS Guntars	83	LAT	0.87	26.14	56.29	2.03
18.	4	7	FUCIK Tomas	85	CZE	0.75	25.25	56.32	2.06
19.	3	1	MARGIS Mindaugas	81	LTU	0.84	26.08	56.38	2.12
20.	2	8	JEDLICKA Jiri	87	CZE	0.73	26.25	56.55	2.29
21.	1	4	BREUS Sergiy	83	UKR	0.88	25.86	56.59	2.33
22.	4	8	BIGNON Yannick	81	FRA	0.76	26.93	56.93	2.67
23.	1	3	BRODA Ondrej	82	CZE	0.82	25.73	57.16	2.90
24.	1	1	VAITKAITIS Emilis	80	LTU	0.82	26.13	57.28	3.02
25.	1	5	JOHNSON James	88	GBR	0.75	26.29	57.45	3.19
26.	4	1	CAC Kresimir	76	CRO	0.84	26.41	57.57	3.31
27.	1	2	CHAMMAH Itai	85	ISR	0.73	26.09	57.99	3.73
28.	1	6	DONOVAN Mark	87	IRL	0.82	27.69	1:00.76	6.50
	1	7	GHERGHEL Ioan	78	ROM			DNS	
	2	2	ALYFANTIS Romanos	86	GRE			DNS	
	3	8	HANSEN Tobias Urban	87	DEN			DNS	

### Timing & Data-Handling by OMEGA

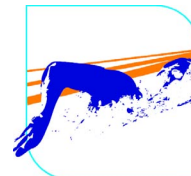




# European Swimming Championships Short Course

## Trieste, Italy

### 8-11 December 2005



#### Event 226

10 DEC 2005 - 17:41

Men's 100m Individual Medley

100m 4-Nages Hommes

Semifinals

Demi-Finales

### TOTAL RANKING CLASSEMENT TOTAL

WR	51.52	NEETHLING Ryk	RSA	New York (USA)	11 FEB 2005
ER	52.58	RUPPRATH Thomas	GER	Berlin (GER)	25 JAN 2003
CR	52.63	MANKOC Peter	SLO	Antwerp (BEL)	15 DEC 2001

Rank	HT	LN	Name	YB	Nation	R.T.	50m	Result	Behind
1.	2	4	MANKOC Peter	78	SLO	0.80	23.87	53.21 Q	
2.	2	5	BEREZUTSKIY Igor	84	RUS	0.80	24.78	54.48 Q	1.27
3.	1	3	JANUSAITIS Vytautas	81	LTU	0.77	24.84	54.50 Q	1.29
4.	2	3	SERGEYEV Sergiy	70	UKR	0.69	25.01	54.58 q	1.37
5.	1	2	ALJAND Martti	87	EST	0.69	25.29	54.80 Q	1.59
6.	1	6	VAN AGGELE Robin	84	NED	0.77	25.62	54.85 q	1.64
6.	1	5	LISOGOR Oleg	79	UKR	0.78	25.88	54.85 q	1.64
8.	1	7	SIEVINEN Jani	74	FIN	0.73	25.29	55.00 q	1.79
9.	2	6	SAVINO Andrea	84	ITA	0.77	24.88	55.19	1.98
10.	2	2	TARDIN Alain	84	SUI	0.73	25.02	55.20	1.99
11.	2	8	SILKOV Dzianis	82	BLR	0.82	26.08	55.23	2.02
12.	2	7	TUMIOTTO Leonardo	83	ITA	0.76	25.08	55.36	2.15
13.	2	1	IMPRIC Sasa	86	CRO	0.68	25.22	55.44	2.23
14.	1	1	KVALE Gard	84	NOR	0.80	26.00	55.61	2.40
15.	1	8	DORCH Erik	83	SWE	0.84	25.42	55.74	2.53
	1	4	HETLAND Aleksander	82	NOR	0.70		DSQ	

Timing & Data-Handling by OMEGA

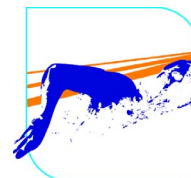




# European Swimming Championships Short Course

Trieste, Italy

8-11 December 2005



## Event 126

11 DEC 2005 - 17:41

Men's 100m Individual Medley

100m 4-Nages Hommes

Finals

Finales

### FINAL RESULTS CLASSEMENT FINALES

<i>WR</i>	<i>51.52</i>	<i>NEETHLING Ryk</i>	<i>RSA</i>	<i>New York (USA)</i>	<i>11 FEB 2005</i>
<i>ER</i>	<i>52.58</i>	<i>RUPPRATH Thomas</i>	<i>GER</i>	<i>Berlin (GER)</i>	<i>25 JAN 2003</i>
<i>CR</i>	<i>52.63</i>	<i>MANKOC Peter</i>	<i>SLO</i>	<i>Antwerp (BEL)</i>	<i>15 DEC 2001</i>

	Rank	LN	Name	YB	Nation	R.T.	50m	Result	Behind
FINAL	1.	4	MANKOC Peter	78	SLO	0.74	23.73	<b>52.65</b>	
	2.	1	LISOGOR Oleg	79	UKR	0.77	24.92	<b>53.38</b>	0.73
	3.	3	JANUSAITIS Vytautas	81	LTU	0.77	24.51	<b>54.16</b>	1.51
	4.	7	VAN AGGELE Robin	84	NED	0.76	25.71	<b>54.17</b>	1.52
	5.	5	BEREZUTSKIY Igor	84	RUS	0.80	24.64	<b>54.38</b>	1.73
	6.	2	ALJAND Martti	87	EST	0.70	24.93	<b>54.53</b>	1.88
	7.	6	SERGEYEV Sergiy	70	UKR	0.72	24.78	<b>54.72</b>	2.07
	8.	8	SIEVINEN Jani	74	FIN	0.76	25.02	<b>55.06</b>	2.41

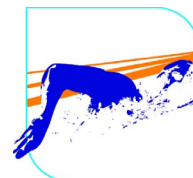
Timing & Data-Handling by OMEGA



# European Swimming Championships Short Course

## Trieste, Italy

### 8-11 December 2005



#### Event 3

8 DEC 2005

#### Men's 200m Individual Medley

#### 200m 4-Nages Hommes

#### Heats

#### Séries

### TOTAL RANKING CLASSEMENT TOTAL

WR	1:53.93	BOVELL George	TRI	East Meadow (USA)	25 MAR 2004
ER	1:54.65	SIEVINEN Jani	FIN	Kuopio (FIN)	21 JAN 1994
CR	1:55.15	ROGAN Markus	AUT	Vienna (AUT)	9 DEC 2004

Rank	HT	LN	Name	YB	Nation	R.T.	50m	100m	150m	Result	Behind
1.	4	4	CSEH Laszlo	85	HUN	0.87	24.67	52.84	1:26.95	1:55.16 q	
2.	4	5	JANUSAITIS Vytautas	81	LTU	0.76	25.53	54.59	1:29.00	1:57.21 q	2.05
3.	4	3	SERGEYEV Sergiy	70	UKR	0.74	25.19	55.11	1:28.53	1:57.35 q	2.19
4.	2	5	KEREKJARTO Tamas	79	HUN	0.74	25.72	55.79	1:29.53	1:57.64 q	2.48
5.	2	3	WOJT Lukasz	82	POL	0.75	26.01	55.15	1:30.13	1:58.11 q	2.95
6.	3	4	BOGGIATTO Alessio	81	ITA	0.77	25.88	55.53	1:29.58	1:58.18 q	3.02
7.	3	6	SIEVINEN Jani	74	FIN	0.75	26.31	57.22	1:31.28	1:58.83 q	3.67
8.	3	3	KASPROWICZ Kamil	84	GER	0.76	25.62	55.31	1:29.44	1:58.96 q	3.80
9.	2	4	BEREZUTSKIY Igor	84	RUS	0.85	25.88	55.76	1:30.61	1:59.12	3.96
10.	3	5	TUMIOTTO Leonardo	83	ITA	0.89	26.15	55.75	1:30.74	1:59.15	3.99
11.	3	1	ALJAND Martti	87	EST	0.72	26.21	56.09	1:29.97	1:59.17	4.01
12.	3	7	IMPRIC Sasa	86	CRO	0.70	26.42	55.78	1:30.64	1:59.43	4.27
13.	1	7	TAIT Gregor	79	GBR	0.90	26.23	55.57	1:30.53	1:59.56	4.40
14.	1	6	CARRY David	81	GBR	0.82	26.53	57.06	1:32.08	2:00.34	5.18
15.	2	2	TURRINI Federico	87	ITA	0.83	27.07	57.44	1:31.98	2:00.53	5.37
16.	4	8	NEVO Gal	87	ISR	0.64	27.16	58.56	1:32.94	2:00.91	5.75
17.	4	7	HORTH Fabien	85	FRA	0.72	26.59	58.18	1:32.49	2:00.96	5.80
18.	4	6	KVALE Gard	84	NOR	0.83	26.76	57.43	1:33.04	2:01.12	5.96
19.	2	6	CAC Kresimir	76	CRO	0.85	26.14	57.46	1:31.87	2:01.13	5.97
20.	4	1	BIGNON Yannick	81	FRA	0.81	27.19	57.92	1:32.79	2:01.55	6.39
21.	2	8	ANDRIJAUSKAS Paulius	84	LTU	0.79	26.57	57.63	1:33.44	2:02.00	6.84
22.	3	2	DRYMONAKOS Ionnis	84	GRE	0.76	26.08	56.81	1:33.03	2:02.58	7.42
23.	1	4	ALMEIDA Carlos	88	POR	0.84	26.43	58.07	1:33.16	2:02.83	7.67
24.	2	1	HALIKA Michael	78	ISR	0.84	27.29	58.50	1:34.02	2:02.97	7.81
25.	2	7	NAGY Peter	85	HUN	0.76	27.23	58.30	1:34.49	2:03.74	8.58
26.	1	3	ELLIOTT Craig	87	GBR	0.75	27.84	1:00.81	1:34.42	2:04.39	9.23
27.	3	8	MARGIS Mindaugas	81	LTU	0.83	26.73	58.43	1:35.56	2:05.15	9.99
28.	1	5	HANSEN Tobias Urban	87	DEN	0.82	26.83	57.69	1:36.47	2:06.37	11.21
29.	1	2	HAFFIELD Thomas	88	GBR	0.77	27.60	59.71	1:36.47	2:06.99	11.83
	4	2	DEICMANS Guntars	83	LAT					DNS	

### Timing & Data-Handling by OMEGA

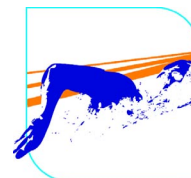




# European Swimming Championships Short Course

## Trieste, Italy

### 8-11 December 2005



## Event 103

8 DEC 2005 - 18:10

Men's 200m Individual Medley  
200m 4-Nages Hommes

Finals  
Finales

### FINAL RESULTS CLASSEMENT FINALES

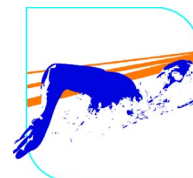
<b>WR</b>	<b>1:53.93</b>	<b>BOVELL George</b>	<b>TRI</b>	<b>East Meadow (USA)</b>	<b>25 MAR 2004</b>
<b>ER</b>	<b>1:54.65</b>	<b>SIEVINEN Jani</b>	<b>FIN</b>	<b>Kuopio (FIN)</b>	<b>21 JAN 1994</b>
<b>CR</b>	<b>1:55.15</b>	<b>ROGAN Markus</b>	<b>AUT</b>	<b>Vienna (AUT)</b>	<b>9 DEC 2004</b>

Rank	LN	Name	YB	Nation	R.T.	50m	100m	150m	Result	Behind
<b>FINAL</b>										
1.	4	CSEH Laszlo	85	HUN	0.83	24.64	52.50	1:25.77	<b>1:53.46</b>	<b>WR</b>
2.	5	JANUSAITIS Vytautas	81	LTU	0.79	25.42	54.52	1:27.95	<b>1:55.52</b>	2.06
3.	7	BOGGIATTO Alessio	81	ITA	0.78	25.68	55.31	1:28.62	<b>1:56.11</b>	2.65
4.	3	SERGEYEV Sergiy	70	UKR	0.71	25.18	55.34	1:28.77	<b>1:57.28</b>	3.82
5.	6	KEREKJARTO Tamas	79	HUN	0.72	25.45	55.27	1:29.18	<b>1:57.41</b>	3.95
6.	1	SIEVINEN Jani	74	FIN	0.77	26.07	57.12	1:31.07	<b>1:58.49</b>	5.03
6.	2	WOJT Lukasz	82	POL	0.78	25.83	55.05	1:30.19	<b>1:58.49</b>	5.03
8.	8	KASPROWICZ Kamil	84	GER	0.81	25.76	55.64	1:30.02	<b>1:58.91</b>	5.45

Timing & Data-Handling by OMEGA







**Event 15**

9 DEC 2005

**Men's 400m Individual Medley**

400m 4-Nages Hommes

**Heats**

**Séries**

### TOTAL RANKING CLASSEMENT TOTAL

<b>WR</b>	<b>4:02.72</b>	<b>JOHNS Brian</b>	<b>CAN</b>	<b>Victoria (CAN)</b>	<b>21 FEB 2003</b>
<b>ER</b>	<b>4:03.96</b>	<b>CSEH Laszlo</b>	<b>HUN</b>	<b>Vienna (AUT)</b>	<b>10 DEC 2004</b>
<b>CR</b>	<b>4:03.96</b>	<b>CSEH Laszlo</b>	<b>HUN</b>	<b>Vienna (AUT)</b>	<b>10 DEC 2004</b>

Rank	HT	LN	Name	YB	Nation	R.T.	Result	Behind								
1.	4	4	<b>CSEH Laszlo</b>	85	HUN	0.84	<b>4:07.35 q</b>									
	50m:	25.85	100m:	55.92	150m:	1:27.03	200m:	1:57.03	250m:	2:32.81	300m:	3:08.52	350m:	3:38.66	400m:	4:07.35
2.	3	4	<b>MARIN Luca</b>	86	ITA	0.87	<b>4:09.25 q</b>	1.90								
	50m:	27.78	100m:	58.69	150m:	1:29.65	200m:	1:59.66	250m:	2:35.17	300m:	3:10.86	350m:	3:40.80	400m:	4:09.25
3.	4	3	<b>KEREKJARTO Tamas</b>	79	HUN	0.73	<b>4:09.53 q</b>	2.18								
	50m:	26.43	100m:	56.71	150m:	1:28.53	200m:	1:59.28	250m:	2:34.90	300m:	3:11.27	350m:	3:40.82	400m:	4:09.53
4.	3	3	<b>VERRASZTO David</b>	88	HUN	0.82	<b>4:10.28</b>	2.93								
	50m:	28.33	100m:	59.31	150m:	1:31.21	200m:	2:02.46	250m:	2:36.89	300m:	3:12.17	350m:	3:42.21	400m:	4:10.28
5.	2	4	<b>BOGGIATTO Alessio</b>	81	ITA	0.79	<b>4:10.41 q</b>	3.06								
	50m:	26.88	100m:	57.22	150m:	1:29.01	200m:	2:00.55	250m:	2:36.62	300m:	3:12.68	350m:	3:42.75	400m:	4:10.41
6.	2	5	<b>WOJT Lukasz</b>	82	POL	0.78	<b>4:10.54 q</b>	3.19								
	50m:	26.95	100m:	58.06	150m:	1:29.35	200m:	2:00.43	250m:	2:36.43	300m:	3:12.80	350m:	3:42.42	400m:	4:10.54
7.	3	5	<b>DRYMONAKOS Ionnis</b>	84	GRE	0.73	<b>4:10.62 q</b>	3.27								
	50m:	26.72	100m:	56.82	150m:	1:29.42	200m:	2:00.91	250m:	2:36.30	300m:	3:12.23	350m:	3:42.17	400m:	4:10.62
8.	4	2	<b>ALEXANDROV Mihail</b>	85	BUL	0.75	<b>4:12.70 q</b>	5.35								
	50m:	27.00	100m:	58.01	150m:	1:30.80	200m:	2:03.18	250m:	2:39.02	300m:	3:14.97	350m:	3:44.45	400m:	4:12.70
9.	2	6	<b>ROSTOUCHER Nicolas</b>	81	FRA	0.77	<b>4:13.00 q</b>	5.65								
	50m:	27.44	100m:	58.62	150m:	1:31.17	200m:	2:03.39	250m:	2:39.09	300m:	3:15.31	350m:	3:44.93	400m:	4:13.00
10.	1	7	<b>JANUSAITIS Vytautas</b>	81	LTU	0.79	<b>4:13.59</b>	6.24								
	50m:	27.58	100m:	59.21	150m:	1:32.36	200m:	2:04.27	250m:	2:39.42	300m:	3:15.61	350m:	3:45.29	400m:	4:13.59
11.	4	5	<b>BEREZUTSKIY Igor</b>	84	RUS	0.85	<b>4:13.88</b>	6.53								
	50m:	27.10	100m:	57.93	150m:	1:30.38	200m:	2:02.39	250m:	2:38.27	300m:	3:14.66	350m:	3:45.11	400m:	4:13.88
12.	4	6	<b>NAGY Peter</b>	85	HUN	0.77	<b>4:14.64</b>	7.29								
	50m:	27.47	100m:	58.09	150m:	1:30.44	200m:	2:01.92	250m:	2:37.87	300m:	3:14.54	350m:	3:45.13	400m:	4:14.64
13.	3	6	<b>TURRINI Federico</b>	87	ITA	0.85	<b>4:14.83</b>	7.48								
	50m:	27.93	100m:	59.41	150m:	1:31.30	200m:	2:02.79	250m:	2:38.78	300m:	3:15.15	350m:	3:45.40	400m:	4:14.83
14.	2	3	<b>TUMIOTTO Leonardo</b>	83	ITA	0.91	<b>4:14.96</b>	7.61								
	50m:	27.43	100m:	58.37	150m:	1:30.53	200m:	2:02.48	250m:	2:39.08	300m:	3:15.56	350m:	3:46.19	400m:	4:14.96
15.	1	6	<b>CARRY David</b>	81	GBR	0.82	<b>4:15.73</b>	8.38								
	50m:	27.49	100m:	59.40	150m:	1:31.92	200m:	2:03.49	250m:	2:39.42	300m:	3:17.82	350m:	3:47.25	400m:	4:15.73
16.	3	7	<b>NIZ Adriano</b>	86	POR	0.87	<b>4:15.91</b>	8.56								
	50m:	26.72	100m:	57.53	150m:	1:29.41	200m:	2:00.64	250m:	2:38.43	300m:	3:16.68	350m:	3:47.23	400m:	4:15.91
17.	3	2	<b>HALIKA Michael</b>	78	ISR	0.82	<b>4:16.74</b>	9.39								
	50m:	27.88	100m:	59.63	150m:	1:32.72	200m:	2:05.17	250m:	2:41.16	300m:	3:17.56	350m:	3:47.64	400m:	4:16.74
18.	2	7	<b>HORTH Fabien</b>	85	FRA	0.69	<b>4:17.09</b>	9.74								
	50m:	27.42	100m:	59.10	150m:	1:33.14	200m:	2:06.49	250m:	2:42.73	300m:	3:19.02	350m:	3:48.69	400m:	4:17.09
19.	2	2	<b>KVALE Gard</b>	84	NOR	0.83	<b>4:17.14</b>	9.79								
	50m:	27.83	100m:	59.44	150m:	1:33.07	200m:	2:06.11	250m:	2:42.35	300m:	3:19.15	350m:	3:48.75	400m:	4:17.14
20.	4	7	<b>BIGNON Yannick</b>	81	FRA	0.82	<b>4:17.49</b>	10.14								
	50m:	27.96	100m:	59.27	150m:	1:32.50	200m:	2:04.62	250m:	2:40.37	300m:	3:17.40	350m:	3:48.26	400m:	4:17.49
21.	2	1	<b>NEVO Gal</b>	87	ISR	0.70	<b>4:19.84</b>	12.49								
	50m:	27.99	100m:	59.76	150m:	1:33.39	200m:	2:07.27	250m:	2:44.01	300m:	3:21.01	350m:	3:51.81	400m:	4:19.84
22.	2	8	<b>ALMEIDA Carlos</b>	88	POR	0.85	<b>4:20.98</b>	13.63								
	50m:	27.96	100m:	1:00.09	150m:	1:33.59	200m:	2:07.10	250m:	2:43.74	300m:	3:20.27	350m:	3:51.01	400m:	4:20.98
23.	1	2	<b>HAFFIELD Thomas</b>	88	GBR	0.78	<b>4:21.92</b>	14.57								
	50m:	28.38	100m:	1:00.48	150m:	1:33.75	200m:	2:06.33	250m:	2:42.79	300m:	3:21.19	350m:	3:52.32	400m:	4:21.92
24.	1	4	<b>STROHMEYER Guillaume</b>	85	FRA	0.68	<b>4:22.41</b>	15.06								
	50m:	29.09	100m:	1:01.65	150m:	1:36.09	200m:	2:09.37	250m:	2:47.17	300m:	3:25.29	350m:	3:54.82	400m:	4:22.41

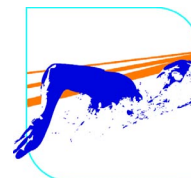
Timing & Data-Handling by OMEGA



# European Swimming Championships Short Course

## Trieste, Italy

### 8-11 December 2005



#### Event 15

9 DEC 2005

#### Men's 400m Individual Medley

#### 400m 4-Nages Hommes

#### Heats

#### Séries

### TOTAL RANKING CLASSEMENT TOTAL

<b>WR</b>	<b>4:02.72</b>	<b>JOHNS Brian</b>	<b>CAN</b>	<b>Victoria (CAN)</b>	<b>21 FEB 2003</b>
<b>ER</b>	<b>4:03.96</b>	<b>CSEH Laszlo</b>	<b>HUN</b>	<b>Vienna (AUT)</b>	<b>10 DEC 2004</b>
<b>CR</b>	<b>4:03.96</b>	<b>CSEH Laszlo</b>	<b>HUN</b>	<b>Vienna (AUT)</b>	<b>10 DEC 2004</b>

Rank	HT	LN	Name	YB	Nation	R.T.	Result	Behind
<b>25.</b>	<b>4</b>	<b>8</b>	<b>LABZIN Vladimir</b>	<b>83</b>	<b>EST</b>	<b>0.81</b>	<b>4:22.57</b>	<b>15.22</b>
			50m: 27.76				100m: 59.18	
			150m: 1:34.40				200m: 2:08.70	
			250m: 2:44.40				300m: 3:20.89	
			350m: 3:52.13				400m: 4:22.57	
<b>26.</b>	<b>3</b>	<b>8</b>	<b>VERACHTEN Stef</b>	<b>83</b>	<b>BEL</b>	<b>0.80</b>	<b>4:23.36</b>	<b>16.01</b>
			50m: 27.62				100m: 58.96	
			150m: 1:32.73				200m: 2:05.57	
			250m: 2:44.29				300m: 3:24.18	
			350m: 3:54.57				400m: 4:23.36	
<b>27.</b>	<b>3</b>	<b>1</b>	<b>MILENKOVIC Marko</b>	<b>76</b>	<b>SLO</b>	<b>0.78</b>	<b>4:24.07</b>	<b>16.72</b>
			50m: 27.97				100m: 59.74	
			150m: 1:32.85				200m: 2:05.31	
			250m: 2:43.50				300m: 3:22.19	
			350m: 3:53.61				400m: 4:24.07	
<b>28.</b>	<b>4</b>	<b>1</b>	<b>ANDRIJAUSKAS Paulius</b>	<b>84</b>	<b>LTU</b>	<b>0.79</b>	<b>4:27.29</b>	<b>19.94</b>
			50m: 27.93				100m: 1:00.12	
			150m: 1:33.86				200m: 2:07.05	
			250m: 2:45.20				300m: 3:23.99	
			350m: 3:55.57				400m: 4:27.29	
<b>29.</b>	<b>1</b>	<b>5</b>	<b>AHERNE Shane</b>	<b>87</b>	<b>IRL</b>	<b>0.87</b>	<b>4:32.38</b>	<b>25.03</b>
			50m: 28.78				100m: 1:02.51	
			150m: 1:35.75				200m: 2:08.14	
			250m: 2:49.97				300m: 3:31.96	
			350m: 4:01.82				400m: 4:32.38	
<b>30.</b>	<b>1</b>	<b>3</b>	<b>STACEY Kevin</b>	<b>84</b>	<b>IRL</b>	<b>0.89</b>	<b>4:34.06</b>	<b>26.71</b>
			50m: 28.45				100m: 1:01.14	
			150m: 1:36.49				200m: 2:11.45	
			250m: 2:52.09				300m: 3:33.12	
			350m: 4:03.97				400m: 4:34.06	

### Timing & Data-Handling by OMEGA

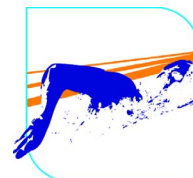




# European Swimming Championships Short Course

## Trieste, Italy

### 8-11 December 2005



## Event 115

9 DEC 2005 - 17:27

### Men's 400m Individual Medley

### 400m 4-Nages Hommes

### Finals

### Finales

## FINAL RESULTS CLASSEMENT FINALES

<b>ER</b>	<b>4:03.96</b>	<b>CSEH Laszlo</b>	<b>HUN</b>	<b>Vienna (AUT)</b>	<b>10 DEC 2004</b>
<b>CR</b>	<b>4:03.96</b>	<b>CSEH Laszlo</b>	<b>HUN</b>	<b>Vienna (AUT)</b>	<b>10 DEC 2004</b>

Rank	LN	Name	YB	Nation	R.T.	Result	Behind
<b>FINAL</b>							
<b>1.</b>	<b>4</b>	<b>CSEH Laszlo</b>	<b>85</b>	<b>HUN</b>	<b>0.85</b>	<b>4:00.37</b>	<b>WR</b>
50m:	25.51	100m: 54.98	150m: 1:25.02	200m: 1:54.54	250m: 2:28.80	300m: 3:03.52	350m: 3:32.59 400m: 4:00.37
<b>2.</b>	<b>5</b>	<b>MARIN Luca</b>	<b>86</b>	<b>ITA</b>	<b>0.90</b>	<b>4:02.88</b>	2.51
50m:	27.23	100m: 57.59	150m: 1:28.10	200m: 1:57.39	250m: 2:31.38	300m: 3:05.98	350m: 3:35.18 400m: 4:02.88
<b>3.</b>	<b>6</b>	<b>BOGGIATTO Alessio</b>	<b>81</b>	<b>ITA</b>	<b>0.77</b>	<b>4:06.38</b>	6.01
50m:	26.80	100m: 56.70	150m: 1:28.01	200m: 1:59.10	250m: 2:34.03	300m: 3:09.38	350m: 3:38.67 400m: 4:06.38
<b>4.</b>	<b>3</b>	<b>KEREKJARTO Tamas</b>	<b>79</b>	<b>HUN</b>	<b>0.72</b>	<b>4:07.40</b>	7.03
50m:	26.11	100m: 55.67	150m: 1:27.39	200m: 1:58.02	250m: 2:32.97	300m: 3:09.56	350m: 3:39.08 400m: 4:07.40
<b>5.</b>	<b>8</b>	<b>ROSTOUCHER Nicolas</b>	<b>81</b>	<b>FRA</b>	<b>0.80</b>	<b>4:09.92</b>	9.55
50m:	26.93	100m: 57.62	150m: 1:30.13	200m: 2:02.09	250m: 2:37.26	300m: 3:13.08	350m: 3:42.21 400m: 4:09.92
<b>6.</b>	<b>1</b>	<b>ALEXANDROV Mihail</b>	<b>85</b>	<b>BUL</b>	<b>0.77</b>	<b>4:10.98</b>	10.61
50m:	26.68	100m: 57.72	150m: 1:30.66	200m: 2:03.31	250m: 2:38.93	300m: 3:13.90	350m: 3:42.73 400m: 4:10.98
<b>7.</b>	<b>2</b>	<b>WOJT Lukasz</b>	<b>82</b>	<b>POL</b>	<b>0.79</b>	<b>4:11.00</b>	10.63
50m:	26.74	100m: 57.53	150m: 1:28.91	200m: 2:00.01	250m: 2:36.00	300m: 3:12.95	350m: 3:42.39 400m: 4:11.00
<b>8.</b>	<b>7</b>	<b>DRYMONAKOS Ionnis</b>	<b>84</b>	<b>GRE</b>	<b>0.76</b>	<b>4:13.47</b>	13.10
50m:	26.60	100m: 57.09	150m: 1:29.49	200m: 2:01.26	250m: 2:37.36	300m: 3:13.75	350m: 3:43.73 400m: 4:13.47

Timing & Data-Handling by OMEGA

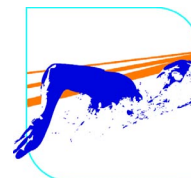




# European Swimming Championships Short Course

## Trieste, Italy

### 8-11 December 2005



#### Event 38

11 DEC 2005

#### Men's 4 x 50m Freestyle 4 x 50m Nage Libre Hommes

#### Heats Séries

### TOTAL RANKING CLASSEMENT TOTAL

ER	1:25.55	Netherlands	NED	Dublin (IRL)	14 DEC 2003
CR	1:25.55	Netherlands	NED	Dublin (IRL)	14 DEC 2003

Rank	HT	LN	Name	Nation	R.T.	50m	Result	Behind
1.	1	7	<b>Sweden</b>	<b>SWE</b>			<b>1:25.86 q</b>	
			PIEHL Marcus	85	0.68	21.76	21.76	
			FROELANDER Lars	74	0.23	21.38	43.14	
			NYSTRAND Stefan	81	0.17	21.03	1:04.17	
			DORCH Erik	83	0.24	21.69	1:25.86	
2.	1	3	<b>Netherlands</b>	<b>NED</b>			<b>1:26.19 q</b>	0.33
			VEENS Mark	78	0.77	21.63	21.63	
			MARTENS Patrick	82	0.31	22.25	43.88	
			DAMEN Gijs	79	0.24	21.55	1:05.43	
			KENKHUIS Johan	80	0.32	20.76	1:26.19	
3.	1	6	<b>Great Britain</b>	<b>GBR</b>			<b>1:26.20 q</b>	0.34
			FOSTER Mark	70	0.73	21.21	21.21	
			TANCOCK Liam	85	0.21	21.90	43.11	
			COZENS Christopher	82	0.22	21.54	1:04.65	
			HOWARD Anthony	79	0.21	21.55	1:26.20	
4.	1	5	<b>France</b>	<b>FRA</b>			<b>1:26.38 q</b>	0.52
			SICOT Julien	78	0.81	21.84	21.84	
			MAITRE David	80	0.24	21.37	43.21	
			GILLOT Fabien	84	0.35	21.82	1:05.03	
			BERNARD Alain	83	0.41	21.35	1:26.38	
5.	2	7	<b>Germany</b>	<b>GER</b>			<b>1:26.53 q</b>	0.67
			DI CARLI Marco	85	0.81	22.02	22.02	
			DEIBLER Steffen	87	0.27	21.45	43.47	
			THIELE Jens	80	0.11	21.51	1:04.98	
			SCHREIBER Jens	82	0.26	21.55	1:26.53	
6.	2	2	<b>Ukraine</b>	<b>UKR</b>			<b>1:26.57 q</b>	0.71
			SHYRSHOV Vyacheslav	79	0.79	21.96	21.96	
			IVANOV Artem	81	0.13	21.64	43.60	
			SYZONENKO Denys	84	0.17	21.60	1:05.20	
			VOLYNETS Oleksandr	74	0.39	21.37	1:26.57	
7.	2	4	<b>Spain</b>	<b>ESP</b>			<b>1:26.62 q</b>	0.76
			LORENTE GINESTA Eduard	77	0.76	21.81	21.81	
			NORIEGA SANZ Javier	80	0.18	21.30	43.11	
			GARCIA CALVO Lain	83	0.17	21.73	1:04.84	
			URTASUN BASARTE Javier	80	0.05	21.78	1:26.62	
8.	2	8	<b>Finland</b>	<b>FIN</b>			<b>1:27.26 q</b>	1.40
			RAJAKYLA Matti	84	0.69	21.99	21.99	
			HARD Jere	78	0.06	21.50	43.49	
			RUSI Jani	84	0.13	22.01	1:05.50	
			RATY Tero	78	0.15	21.76	1:27.26	
9.	1	1	<b>Italy</b>	<b>ITA</b>			<b>1:27.50</b>	1.64
			CALVI Alessandro	83	0.81	21.93	21.93	
			NALESSO Mattia	81	0.30	21.54	43.47	
			LANZARINI Klaus	77	0.05	22.31	1:05.78	
			VISMARA Lorenzo	75	0.17	21.72	1:27.50	
10.	1	4	<b>Russia</b>	<b>RUS</b>			<b>1:28.43</b>	2.57
			GRECHIN Andrey	87	0.82	22.25	22.25	
			LAGUNOV Evgeny	85	0.20	21.99	44.24	
			KAPRALOV Andrey	80	0.08	22.02	1:06.26	
			VYATCHANIN Arkady	84	0.56	22.17	1:28.43	

### Timing & Data-Handling by OMEGA

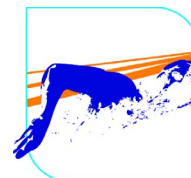




# European Swimming Championships Short Course

## Trieste, Italy

### 8-11 December 2005



#### Event 38

11 DEC 2005

Men's 4 x 50m Freestyle  
4 x 50m Nage Libre Hommes

Heats  
Séries

### TOTAL RANKING CLASSEMENT TOTAL

WR	1:25.55	Netherlands	NED	Dublin (IRL)	14 DEC 2003
ER	1:25.55	Netherlands	NED	Dublin (IRL)	14 DEC 2003
CR	1:25.55	Netherlands	NED	Dublin (IRL)	14 DEC 2003

Rank	HT	LN	Name	Nation	R.T.	50m	Result	Behind
11.	2	6	<b>Czech Republic</b>	<b>CZE</b>			<b>1:28.46</b>	2.60
			BRODA Ondrej	82	0.83	22.62	22.62	
			VERNER Martin	80	0.22	21.65	44.27	
			SMOLIK Jan	88	0.32	22.43	1:06.70	
			HARNOL Lukas	84	0.14	21.76	1:28.46	
12.	1	2	<b>Switzerland</b>	<b>SUI</b>			<b>1:28.88</b>	3.02
			LANG Flori	83	0.78	22.44	22.44	
			NOVY Karel	80	0.16	21.45	43.89	
			BUEHLER Christoph	74	0.21	22.08	1:05.97	
			LUETOLF Remo	80	0.15	22.91	1:28.88	
13.	2	1	<b>Lithuania</b>	<b>LTU</b>			<b>1:31.11</b>	5.25
			VAITKAITIS Emilis	80	0.79	22.95	22.95	
			MARGIS Mindaugas	81	0.40	22.77	45.72	
			ADOMAITIS Vytautas	87	0.49	23.26	1:08.98	
			VIKTORAVICIUS Paulius	84	0.29	22.13	1:31.11	
14.	2	5	<b>Ireland</b>	<b>IRL</b>			<b>1:33.51</b>	7.65
			MATHEWS David	88	0.72	23.70	23.70	
			NIBLOCK Jonathan	85	0.42	23.35	47.05	
			AHERNE Shane	87	0.27	23.70	1:10.75	
			MC GRANN Neil	82	0.28	22.76	1:33.51	
	2	3	<b>Greece</b>	<b>GRE</b>			<b>DNS</b>	

Timing & Data-Handling by OMEGA

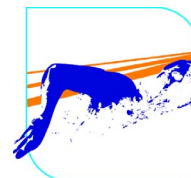




# European Swimming Championships Short Course

## Trieste, Italy

### 8-11 December 2005



#### Event 138

11 DEC 2005 - 18:45

#### Men's 4 x 50m Freestyle 4 x 50m Nage Libre Hommes

#### Finals Finales

### FINAL RESULTS CLASSEMENT FINALES

ER	1:25.55	Netherlands	NED	Dublin (IRL)	14 DEC 2003
CR	1:25.55	Netherlands	NED	Dublin (IRL)	14 DEC 2003

	Rank	LN	Name	Nation	R.T.	50m	Result	Behind
<b>FINAL</b>	<b>1.</b>	<b>5</b>	<b>Netherlands</b>	<b>NED</b>			<b>1:25.03</b>	<b>WR</b>
			VEENS Mark	78	0.76	21.48	21.48	
			ZASTROW Mitja	77	0.13	21.48	42.96	
			DAMEN Gijs	79	0.33	21.54	1:04.50	
			KENKHUIS Johan	80	0.14	20.53	1:25.03	
	<b>2.</b>	<b>6</b>	<b>France</b>	<b>FRA</b>			<b>1:25.40</b>	0.37
			SICOT Julien	78	0.77	21.66	21.66	
			MAITRE David	80	0.36	21.34	43.00	
			BERNARD Alain	83	0.28	21.12	1:04.12	
			BOUSQUET Frederick	81	0.43	21.28	1:25.40	
	<b>3.</b>	<b>3</b>	<b>Great Britain</b>	<b>GBR</b>			<b>1:25.85</b>	0.82
			FOSTER Mark	70	0.85	21.42	21.42	
			TANCOCK Liam	85	0.27	21.80	43.22	
			COZENS Christopher	82	0.09	21.20	1:04.42	
			HOWARD Anthony	79	0.26	21.43	1:25.85	
	<b>4.</b>	<b>4</b>	<b>Sweden</b>	<b>SWE</b>			<b>1:25.93</b>	0.90
			PIEHL Marcus	85	0.70	21.92	21.92	
			NYSTRAND Stefan	81	0.11	21.04	42.96	
			DORCH Erik	83	0.17	21.78	1:04.74	
			FROELANDER Lars	74	0.12	21.19	1:25.93	
	<b>5.</b>	<b>2</b>	<b>Germany</b>	<b>GER</b>			<b>1:25.97</b>	0.94
			DEIBLER Steffen	87	0.76	21.90	21.90	
			DI CARLI Marco	85	0.27	21.39	43.29	
			THIELE Jens	80	0.06	21.42	1:04.71	
			SCHREIBER Jens	82	0.19	21.26	1:25.97	
	<b>6.</b>	<b>1</b>	<b>Spain</b>	<b>ESP</b>			<b>1:26.26</b>	1.23
			LORENTE GINESTA Eduard	77	0.76	21.59	21.59	
			NORIEGA SANZ Javier	80	0.21	21.15	42.74	
			GARCIA CALVO Lain	83	0.09	21.65	1:04.39	
			URTASUN BASARTE Javier	80	0.04	21.87	1:26.26	
	<b>7.</b>	<b>7</b>	<b>Ukraine</b>	<b>UKR</b>			<b>1:26.31</b>	1.28
			SHYRSHOV Vyacheslav	79	0.81	22.23	22.23	
			YEGOSHIN Yuri	85	0.36	21.45	43.68	
			SYZONENKO Denys	84	0.24	21.45	1:05.13	
			VOLYNETS Oleksandr	74	0.16	21.18	1:26.31	
	<b>8.</b>	<b>8</b>	<b>Finland</b>	<b>FIN</b>			<b>1:27.27</b>	2.24
			RAJAKYLA Matti	84	0.69	21.84	21.84	
			HARD Jere	78	0.02	21.42	43.26	
			RUSI Jani	84	0.07	21.99	1:05.25	
			RATY Tero	78	0.15	22.02	1:27.27	

### Timing & Data-Handling by OMEGA

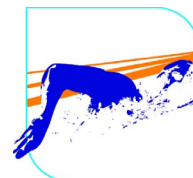




# European Swimming Championships Short Course

## Trieste, Italy

### 8-11 December 2005



#### Event 12

8 DEC 2005

#### Men's 4 x 50m Medley Relay

#### 4 x 50m 4-Nages Hommes

#### Heats

#### Séries

**CORRECTED**

### TOTAL RANKING CLASSEMENT TOTAL

ER	1:34.46	Germany	GER	Dublin (IRL)	11 DEC 2003
CR	1:34.46	Germany	GER	Dublin (IRL)	11 DEC 2003

Rank	HT	LN	Name	Nation	R.T.	50m	Result	Behind
1.	2	2	<b>Germany</b>	<b>GER</b>			<b>1:34.63 q</b>	
			RUPPRATH Thomas	77	0.65	23.75	23.75	
			WARNECKE Mark	70	0.05	26.41	50.16	
			DIETRICH Johannes	85	0.33	22.92	1:13.08	
			DEIBLER Steffen	87	0.38	21.55	1:34.63	
2.	1	6	<b>Ukraine</b>	<b>UKR</b>			<b>1:35.76 q</b>	1.13
			OLEYNYK Andriy	83	0.72	24.69	24.69	
			LISOGOR Oleg	79	0.23	26.47	51.16	
			BREUS Sergiy	83	0.40	23.52	1:14.68	
			SHYRSHOV Vyacheslav	79	0.05	21.08	1:35.76	
3.	1	2	<b>Finland</b>	<b>FIN</b>			<b>1:36.19 q</b>	1.56
			RATY Tero	78	0.58	24.76	24.76	
			PIHLAVA Jarno	79	0.24	26.73	51.49	
			HARD Jere	78	0.08	23.22	1:14.71	
			RAJAKYLA Matti	84	0.17	21.48	1:36.19	
4.	1	4	<b>Great Britain</b>	<b>GBR</b>			<b>1:36.20 q</b>	1.57
			TANCOCK Liam	85	0.57	24.08	24.08	
			COOK Chris	79	0.22	26.77	50.85	
			CLAY Matthew	82	0.21	23.40	1:14.25	
			COZENS Christopher	82	0.44	21.95	1:36.20	
5.	2	7	<b>Netherlands</b>	<b>NED</b>			<b>1:36.54 q</b>	1.91
			ZASTROW Mitja	77	0.74	25.08	25.08	
			VAN AGGELE Robin	84	0.27	27.52	52.60	
			TAMMINGA Bastiaan	81	0.32	23.07	1:15.67	
			KENKHUIS Johan	80	0.20	20.87	1:36.54	
6.	1	7	<b>Italy</b>	<b>ITA</b>			<b>1:36.75 q</b>	2.12
			PIZZIRANI Cesare	81	0.54	24.63	24.63	
			SAVINO Andrea	84	0.22	27.52	52.15	
			MAGNINI Filippo	82	0.35	23.39	1:15.54	
			CALVI Alessandro	83	0.25	21.21	1:36.75	
7.	1	1	<b>Switzerland</b>	<b>SUI</b>			<b>1:36.77 q</b>	2.14
			TARDIN Alain	84	0.62	25.08	25.08	
			LUETOLF Remo	80	0.09	26.77	51.85	
			LANG Flori	83	0.24	23.74	1:15.59	
			NOVY Karel	80	0.17	21.18	1:36.77	
8.	2	6	<b>Sweden</b>	<b>SWE</b>			<b>1:37.08 q</b>	2.45
			RENHOLM Pontus	86	0.62	25.39	25.39	
			GUSTAVSSON Martin	80	0.09	27.22	52.61	
			FROELANDER Lars	74	0.34	22.92	1:15.53	
			PIEHL Marcus	85	0.10	21.55	1:37.08	
9.	2	4	<b>Spain</b>	<b>ESP</b>			<b>1:37.33</b>	2.70
			WILDEBOER FABER Aschwin	86	0.60	24.75	24.75	
			IRADIER AGUIRREZABALAGA Borja	80	0.09	27.75	52.50	
			NORIEGA SANZ Javier	80	0.23	23.71	1:16.21	
			LORENTE GINESTA Eduard	77	0.22	21.12	1:37.33	

GBR team composition was corrected

### Timing & Data-Handling by OMEGA



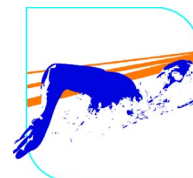




# European Swimming Championships Short Course

## Trieste, Italy

### 8–11 December 2005



#### Event 12

8 DEC 2005

#### Men's 4 x 50m Medley Relay

#### 4 x 50m 4-Nages Hommes

#### Heats

#### Séries

### TOTAL RANKING CLASSEMENT TOTAL

**CORRECTED**

WR	1:34.46	Germany	GER	Dublin (IRL)	11 DEC 2003
ER	1:34.46	Germany	GER	Dublin (IRL)	11 DEC 2003
CR	1:34.46	Germany	GER	Dublin (IRL)	11 DEC 2003

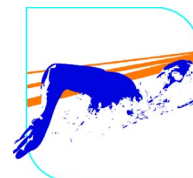
Rank	HT	LN	Name	Nation	R.T.	50m	Result	Behind
<b>10.</b>	1	3	<b>Czech Republic</b>	<b>CZE</b>			<b>1:39.18</b>	4.55
			VERNER Martin	80	0.72	25.70	25.70	
			MALEK Daniel	73	0.30	27.62	53.32	
			RUBACEK Michal	86	0.36	24.15	1:17.47	
			HARNOL Lukas	84	0.12	21.71	1:39.18	
<b>11.</b>	1	5	<b>Lithuania</b>	<b>LTU</b>			<b>1:40.74</b>	6.11
			SUSKOV Pavel	81	0.71	26.14	26.14	
			VALAITIS Aurimas	88	0.43	28.39	54.53	
			VAITKAITIS Emilis	80	0.32	24.06	1:18.59	
			VIKTORAVICIUS Paulius	84	0.19	22.15	1:40.74	
<b>12.</b>	2	3	<b>Romania</b>	<b>ROM</b>			<b>1:42.10</b>	7.47
			GHERGHEL Ioan	78	0.65	24.83	24.83	
			PREDA Valentin	85	0.50	28.67	53.50	
			MIHALCA Alin	85	0.31	25.14	1:18.64	
			MINCA Casian Andrei	87	0.15	23.46	1:42.10	
<b>13.</b>	2	8	<b>Ireland</b>	<b>IRL</b>			<b>1:46.96</b>	12.33
			AHERNE Shane	87	0.72	28.14	28.14	
			DONOVAN Mark	87	0.44	29.93	58.07	
			MC GRANN Neil	82	0.29	25.30	1:23.37	
			NIBLOCK Jonathan	85	0.44	23.59	1:46.96	
	2	1	<b>Greece</b>	<b>GRE</b>			<b>DNS</b>	
	2	5	<b>Russia</b>	<b>RUS</b>			<b>DSQ</b>	
			MAKOV Sergey	85	0.68	24.57	24.57	
			IVANOVSKIY Roman	77	0.37	27.32	51.89	
			SKVORTSOV Nikolay	84	-0.08			
			GRECHIN Andrey	87				

GBR team composition was corrected

### Timing & Data-Handling by OMEGA







## Event 112

8 DEC 2005 - 18:46

Men's 4 x 50m Medley Relay

4 x 50m 4-Nages Hommes

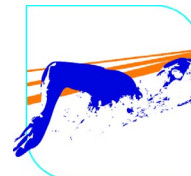
Finals

Finales

### FINAL RESULTS CLASSEMENT FINALES

ER	1:34.46	Germany	GER	Dublin (IRL)	11 DEC 2003
CR	1:34.46	Germany	GER	Dublin (IRL)	11 DEC 2003

	Rank	LN	Name	Nation	R.T.	50m	Result	Behind
<b>FINAL</b>	<b>1.</b>	<b>4</b>	<b>Germany</b>	<b>GER</b>			<b>1:34.83</b>	
			RUPPRATH Thomas	77	0.66	23.75	23.75	
			WARNECKE Mark	70	0.13	26.53	50.28	
			DIETRICH Johannes	85	0.09	23.31	1:13.59	
			DEIBLER Steffen	87	0.22	21.24	1:34.83	
	<b>2.</b>	<b>5</b>	<b>Ukraine</b>	<b>UKR</b>			<b>1:34.91</b>	0.08
			OLEYNYK Andriy	83	0.71	24.77	24.77	
			LISOGOR Oleg	79	0.00	25.78	50.55	
			BREUS Sergiy	83	0.32	23.20	1:13.75	
			SHYRSHOV Vyacheslav	79	0.20	21.16	1:34.91	
	<b>3.</b>	<b>6</b>	<b>Great Britain</b>	<b>GBR</b>			<b>1:35.22</b>	0.39
			TANCOCK Liam	85	0.57	24.06	24.06	
			COOK Chris	79	0.06	26.76	50.82	
			CLAY Matthew	82	0.19	23.45	1:14.27	
			FOSTER Mark	70	0.30	20.95	1:35.22	
	<b>4.</b>	<b>3</b>	<b>Finland</b>	<b>FIN</b>			<b>1:35.29</b>	0.46
			RATY Tero	78	0.59	24.63	24.63	
			PIHLAVA Jarno	79	-0.01	26.52	51.15	
			HARD Jere	78	0.10	23.09	1:14.24	
			RAJAKYLA Matti	84	0.06	21.05	1:35.29	
	<b>5.</b>	<b>8</b>	<b>Sweden</b>	<b>SWE</b>			<b>1:35.42</b>	0.59
			RENHOLM Pontus	86	0.61	25.08	25.08	
			NYSTRAND Stefan	81	0.10	26.72	51.80	
			FROELANDER Lars	74	0.24	22.63	1:14.43	
			PIEHL Marcus	85	0.16	20.99	1:35.42	
	<b>6.</b>	<b>2</b>	<b>Netherlands</b>	<b>NED</b>			<b>1:35.70</b>	0.87
			ZASTROW Mitja	77	0.71	24.88	24.88	
			VAN AGGELE Robin	84	-0.02	26.90	51.78	
			TAMMINGA Bastiaan	81	0.11	22.73	1:14.51	
			VEENS Mark	78	0.22	21.19	1:35.70	
	<b>7.</b>	<b>7</b>	<b>Italy</b>	<b>ITA</b>			<b>1:35.77</b>	0.94
			PIZZIRANI Cesare	81	0.58	24.68	24.68	
			TERRIN Alessandro	85	0.09	26.31	50.99	
			MAGNINI Filippo	82	0.26	23.28	1:14.27	
			VISMARA Lorenzo	75	0.08	21.50	1:35.77	
	<b>8.</b>	<b>1</b>	<b>Switzerland</b>	<b>SUI</b>			<b>1:37.20</b>	2.37
			TARDIN Alain	84	0.63	25.12	25.12	
			LUETOLF Remo	80	0.14	26.84	51.96	
			LANG Flori	83	0.21	23.73	1:15.69	
			NOVY Karel	80	0.18	21.51	1:37.20	

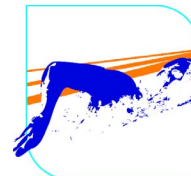


## RECORDS BROKEN BY EVENT RECORDS BATTUS TRIES PAR EPREUVE

After all Events  
Après toutes les épreuves

Event	Phase	Name	Nation	Time	Record
Women's 400m Freestyle	Final	MANAUDOU Laure	FRA	3:56.79	WR
Women's 800m Freestyle	Heat 3	MANAUDOU Laure	FRA	8:11.25	WR
Men's 100m Freestyle	Semifinal 2	MAGNINI Filippo	ITA	46.55	ER
	Final	MAGNINI Filippo	ITA	46.52	ER
Men's 400m Freestyle	Final	PRILUKOV Yury	RUS	3:37.81	ER
Men's 1500m Freestyle	Heat 4	PRILUKOV Yury	RUS	14:27.12	ER
Men's 200m Backstroke	Final	ROGAN Markus	AUT	1:50.43	WR
Men's 50m Breaststroke	Final	LISOGOR Oleg	UKR	26.67	CR
Men's 200m Butterfly	Final	KORZENIOWSKI Pawel	POL	1:50.89	CR
Men's 200m Individual Medley	Final	CSEH Laszlo	HUN	1:53.46	WR
Men's 400m Individual Medley	Final	CSEH Laszlo	HUN	4:00.37	WR

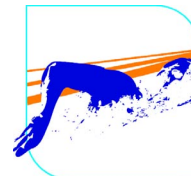
Timing & Data-Handling by OMEGA



## RECORDS BROKEN BY RECORD TYPE RECORDS BATTUS TRIES PAR TYPE DE RECORD

After all Events  
Après toutes les épreuves

Record	Event	Name	Nation	Time	Date	
World	Men's 200m Backstroke	ROGAN Markus	AUT	1:50.43	8 DEC 2005	
	Men's 200m Individual Medley	CSEH Laszlo	HUN	1:53.46	8 DEC 2005	
	Women's 800m Freestyle	MANAUDOU Laure	FRA	8:11.25	9 DEC 2005	
	Men's 400m Individual Medley	CSEH Laszlo	HUN	4:00.37	9 DEC 2005	
	Women's 4 x 50m Freestyle	Netherlands	NED	1:36.27	9 DEC 2005	
	Women's 400m Freestyle	MANAUDOU Laure	FRA	3:56.79	10 DEC 2005	
	Women's 4 x 50m Medley Relay	Netherlands	NED	1:47.44	10 DEC 2005	
	Men's 4 x 50m Freestyle	Netherlands	NED	1:25.03	11 DEC 2005	
Championship	Men's 400m Freestyle	PRILUKOV Yury	RUS	3:37.81	8 DEC 2005	
	Men's 200m Backstroke	ROGAN Markus	AUT	1:50.43	8 DEC 2005	
	Men's 200m Individual Medley	CSEH Laszlo	HUN	1:53.46	8 DEC 2005	
	Women's 800m Freestyle	MANAUDOU Laure	FRA	8:11.25	9 DEC 2005	
	Men's 400m Individual Medley	CSEH Laszlo	HUN	4:00.37	9 DEC 2005	
	Men's 100m Freestyle	MAGNINI Filippo	ITA	46.52	10 DEC 2005	
	Women's 4 x 50m Freestyle	Netherlands	NED	1:36.27	9 DEC 2005	
	Men's 1500m Freestyle	PRILUKOV Yury	RUS	14:27.12	10 DEC 2005	
	Women's 400m Freestyle	MANAUDOU Laure	FRA	3:56.79	10 DEC 2005	
	Men's 200m Butterfly	KORZENIOWSKI Pawel	POL	1:50.89	10 DEC 2005	
	Men's 100m Freestyle	MAGNINI Filippo	ITA	46.52	10 DEC 2005	
	Men's 50m Breaststroke	LISOGOR Oleg	UKR	26.67	10 DEC 2005	
	Women's 4 x 50m Medley Relay	Netherlands	NED	1:47.44	10 DEC 2005	
	Men's 4 x 50m Freestyle	Netherlands	NED	1:25.03	11 DEC 2005	
	European	Men's 400m Freestyle	PRILUKOV Yury	RUS	3:37.81	8 DEC 2005
		Men's 200m Backstroke	ROGAN Markus	AUT	1:50.43	8 DEC 2005
		Men's 200m Individual Medley	CSEH Laszlo	HUN	1:53.46	8 DEC 2005
Women's 800m Freestyle		MANAUDOU Laure	FRA	8:11.25	9 DEC 2005	
Men's 400m Individual Medley		CSEH Laszlo	HUN	4:00.37	9 DEC 2005	
Men's 100m Freestyle		MAGNINI Filippo	ITA	46.52	10 DEC 2005	
Women's 4 x 50m Freestyle		Netherlands	NED	1:36.27	9 DEC 2005	
Men's 1500m Freestyle		PRILUKOV Yury	RUS	14:27.12	10 DEC 2005	
Women's 400m Freestyle		MANAUDOU Laure	FRA	3:56.79	10 DEC 2005	
Men's 100m Freestyle		MAGNINI Filippo	ITA	46.52	10 DEC 2005	
Women's 4 x 50m Medley Relay		Netherlands	NED	1:47.44	10 DEC 2005	
Men's 4 x 50m Freestyle	Netherlands	NED	1:25.03	11 DEC 2005		

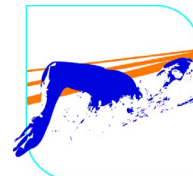


### RECORDS BROKEN BY DATE RECORDS BATTUS TRIES PAR DATE

After all Events  
Après toutes les épreuves

Date	Phase	Event	Name	Nation	Time	Record		
8 DEC 2005	Finals	Men's 400m Freestyle	PRILUKOV Yury	RUS	3:37.81	CR		
		Men's 400m Freestyle	PRILUKOV Yury	RUS	3:37.81	ER		
		Men's 200m Backstroke	ROGAN Markus	AUT	1:50.43	WR		
		Men's 200m Backstroke	ROGAN Markus	AUT	1:50.43	CR		
		Men's 200m Backstroke	ROGAN Markus	AUT	1:50.43	ER		
		Men's 200m Individual Medley	CSEH Laszlo	HUN	1:53.46	WR		
		Men's 200m Individual Medley	CSEH Laszlo	HUN	1:53.46	CR		
		Men's 200m Individual Medley	CSEH Laszlo	HUN	1:53.46	ER		
		9 DEC 2005	Heats	Women's 800m Freestyle	MANAUDOU Laure	FRA	8:11.25	WR
Women's 800m Freestyle	MANAUDOU Laure			FRA	8:11.25	CR		
Women's 800m Freestyle	MANAUDOU Laure			FRA	8:11.25	ER		
10 DEC 2005	Semi	Men's 100m Freestyle	MAGNINI Filippo	ITA	46.52	CR		
		Men's 100m Freestyle	MAGNINI Filippo	ITA	46.52	ER		
9 DEC 2005	Finals	Men's 400m Individual Medley	CSEH Laszlo	HUN	4:00.37	WR		
		Men's 400m Individual Medley	CSEH Laszlo	HUN	4:00.37	CR		
		Men's 400m Individual Medley	CSEH Laszlo	HUN	4:00.37	ER		
		Women's 4 x 50m Freestyle	Netherlands	NED	1:36.27	WR		
		Women's 4 x 50m Freestyle	Netherlands	NED	1:36.27	CR		
		Women's 4 x 50m Freestyle	Netherlands	NED	1:36.27	ER		
10 DEC 2005	Heats	Men's 1500m Freestyle	PRILUKOV Yury	RUS	14:27.12	CR		
		Men's 1500m Freestyle	PRILUKOV Yury	RUS	14:27.12	ER		
	Finals	Women's 400m Freestyle	MANAUDOU Laure	FRA	3:56.79	WR		
		Women's 400m Freestyle	MANAUDOU Laure	FRA	3:56.79	CR		
		Women's 400m Freestyle	MANAUDOU Laure	FRA	3:56.79	ER		
		Men's 200m Butterfly	KORZENIOWSKI Pawel	POL	1:50.89	CR		
		Men's 100m Freestyle	MAGNINI Filippo	ITA	46.52	CR		
		Men's 100m Freestyle	MAGNINI Filippo	ITA	46.52	ER		
		Men's 50m Breaststroke	LISOGOR Oleg	UKR	26.67	CR		
		Women's 4 x 50m Medley Relay	Netherlands	NED	1:47.44	WR		
		Women's 4 x 50m Medley Relay	Netherlands	NED	1:47.44	CR		
		Women's 4 x 50m Medley Relay	Netherlands	NED	1:47.44	ER		
		11 DEC 2005	Finals	Men's 4 x 50m Freestyle	Netherlands	NED	1:25.03	WR
				Men's 4 x 50m Freestyle	Netherlands	NED	1:25.03	CR
Men's 4 x 50m Freestyle	Netherlands			NED	1:25.03	ER		

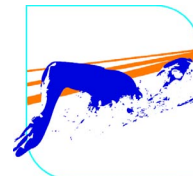
Timing & Data-Handling by OMEGA



## MEDAL STANDINGS CLASSEMENT PAR MEDAILLE

After all Events  
Après toutes les épreuves

Rank	Nation		Men				Women				Total			
			G	S	B	Tot	G	S	B	Tot	G	S	B	Tot
1	Germany	GER	3	2	2	7	2	2	5	9	5	4	7	16
2	Poland	POL	2	1	1	4	3	3	1	7	5	4	2	11
3	Netherlands	NED	1		1	2	4	1	1	6	5	1	2	8
4	Hungary	HUN	3			3	1		1	2	4		1	5
5	Italy	ITA	2	3	3	8	1	1	3	5	3	4	6	13
6	France	FRA		2		2	3	1	2	6	3	3	2	8
7	Sweden	SWE	1			1	2	2	3	7	3	2	3	8
8	Ukraine	UKR	2	2	1	5	1			1	3	2	1	6
9	Russia	RUS	2	5	2	9		3	2	5	2	8	4	14
10	Great Britain	GBR	1	2	4	7		1		1	1	3	4	8
11	Denmark	DEN					1	3		4	1	3		4
12	Finland	FIN			1	1	1	1		2	1	1	1	3
13	Slovenia	SLO	1		2	3					1		2	3
14	Austria	AUT	1			1			1	1	1		1	2
15	Slovakia	SVK					1			1	1			1
16	Lithuania	LTU		1	1	2						1	1	2
17	Greece	GRE		1		1						1		1
18	Belarus	BLR							1	1			1	1
18	Croatia	CRO			1	1							1	1
18	Switzerland	SUI							1	1			1	1

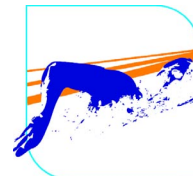


## MULTI-MEDALLISTS MÉDAILLES MULTIPLES

After all Events  
Après toutes les épreuves

Rank	Name	Nation	Gold	Silver	Bronze	Total
1	VELDHUIS Marleen	NED	4			4
2	RUPPRATH Thomas	GER	3		1	4
3	MANAUDOU Laure	FRA	3			3
3	CSEH Laszlo	HUN	3			3
5	LISOGOR Oleg	UKR	2	2		4
6	DEKKER Inge	NED	2	1		3
7	SCHREUDER Hinkelien	NED	2		1	3
8	MAGNINI Filippo	ITA	2			2
8	GROOT Chantal	NED	2			2
8	PRILUKOV Yury	RUS	2			2
8	BARANOWSKA Katarzyna	POL	2			2
12	OERNSTEDT Louise	DEN	1	2		3
13	FOSTER Mark	GBR	1	1	2	4
13	KAMMERLING Anna-Karin	SWE	1	1	2	4
15	LILLHAGE Josefin	SWE	1	1	1	3
16	SEPPALA Hanna-Maria	FIN	1	1		2
16	DEIBLER Steffen	GER	1	1		2
16	SCHAEFER Janne	GER	1	1		2
16	KAMINSKA Beata	POL	1	1		2
16	KORZENIOWSKI Pawel	POL	1	1		2
21	PELLEGRINI Federica	ITA	1		1	2
21	KENKHUIS Johan	NED	1		1	2
21	MANKOC Peter	SLO	1		1	2
24	VYATCHANIN Arkady	RUS		3		3
25	PIETSCH Janine	GER		2	1	3
26	BOUSQUET Frederick	FRA		2		2
26	IVANENKO Anastasia	RUS		2		2
26	ERIKSSON Hanna	SWE		2		2
29	POPCHANKA Alena	FRA		1	1	2
29	BOGOMAZOVA Elena	RUS		1	1	2
29	HEDENSKOG Claire	SWE		1	1	2
29	SJOEBERG Johanna	SWE		1	1	2
29	ALSHAMMAR Therese	SWE		1	1	2
29	JANUSAITIS Vytautas	LTU		1	1	2
29	BRANDT Dorothea	GER		1	1	2
29	SAMULSKI Daniela	GER		1	1	2
37	TANCOCK Liam	GBR			3	3
38	BOGGIATTO Alessio	ITA			2	2
38	BOGGIATTO Chiara	ITA			2	2
38	COZENS Christopher	GBR			2	2
38	DALLMANN Petra	GER			2	2

Timing & Data-Handling by OMEGA

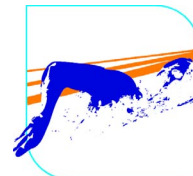


## CHAMPIONSHIPS TROPHY TROPHEE DU CHAMPIONNAT

After all Events  
Après toutes les épreuves

Rank	Nation		Men	Women	Total
1	Italy	ITA	280	253	533
2	Germany	GER	281	238	519
3	Great Britain	GBR	233	209	442
4	Russia	RUS	269	160	429
5	Ukraine	UKR	311	106	417
6	Poland	POL	178	206	384
7	France	FRA	152	207	359
8	Netherlands	NED	131	221	352
9	Sweden	SWE	99	204	303
10	Hungary	HUN	93	109	202
11	Finland	FIN	147	47	194
12	Denmark	DEN	6	123	129
13	Austria	AUT	32	79	111
14	Slovenia	SLO	88	16	104
15	Spain	ESP	36	66	102
16	Belarus	BLR	10	86	96
17	Norway	NOR	32	57	89
18	Croatia	CRO	42	34	76
19	Switzerland	SUI	46	18	64
20	Czech Republic	CZE	23	26	49
21	Israel	ISR	5	37	42
22	Estonia	EST	12	29	41
23	Slovakia	SVK		39	39
24	Lithuania	LTU	34		34
25	Greece	GRE	26		26
26	Bulgaria	BUL	25		25
27	Belgium	BEL		22	22
28	Romania	ROM	11		11
29	Portugal	POR	3	1	4

Timing & Data-Handling by OMEGA



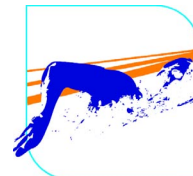
## CHAMPIONSHIPS TROPHY TROPHEE DU CHAMPIONNAT

After 26 of 38 Events  
Après 26 de 38 épreuves

Rank	Nation		Men	Women	Total
1	Germany	GER	216	173	389
2	Italy	ITA	184	187	371
3	Russia	RUS	199	104	303
4	Ukraine	UKR	211	68	279
5	Great Britain	GBR	145	118	263
6	Poland	POL	127	133	260
7	France	FRA	96	152	248
8	Netherlands	NED	65	173	238
9	Sweden	SWE	51	139	190
10	Hungary	HUN	75	59	134
11	Finland	FIN	94	34	128
12	Denmark	DEN	5	97	102
13	Austria	AUT	18	59	77
13	Belarus	BLR	4	73	77
15	Slovenia	SLO	70	6	76
16	Norway	NOR	29	42	71
17	Spain	ESP	6	52	58
18	Switzerland	SUI	39	18	57
19	Croatia	CRO	25	24	49
20	Israel	ISR	5	25	30
21	Czech Republic	CZE	1	26	27
22	Greece	GRE	26		26
23	Estonia	EST		21	21
23	Slovakia	SVK		21	21
25	Belgium	BEL		20	20
26	Lithuania	LTU	16		16
27	Bulgaria	BUL	12		12
28	Romania	ROM	11		11
29	Portugal	POR	3		3

Timing & Data-Handling by OMEGA





### FINA TROPHY TROPHEE FINA

After 8 of 38 Events

Après 8 de 38 épreuves

Rank	Name	Nation	Ranking Points	Bonus Points	Total
1	CSEH Laszlo	HUN	5	2	7
1	ROGAN Markus	AUT	5	2	7
3	FOSTER Mark	GBR	5		5
3	BOULSEVICZ Beatrix	HUN	5		5
3	PRILUKOV Yury	RUS	5		5
3	SCHAEFER Janne	GER	5		5
3	BARANOWSKA Katarzyna	POL	5		5
8	BOUSQUET Frederick	FRA	3		3
8	VYATCHANIN Arkady	RUS	3		3
8	JACOBSEN Mette	DEN	3		3
8	KAMINSKA Beata	POL	3		3
8	URBANCZYK Aleksandra	POL	3		3
8	KORZENIOWSKI Pawel	POL	3		3
8	JANUSAITIS Vytautas	LTU	3		3
15	BOGGIATTO Alessio	ITA	2		2
15	KOZULJ Gordan	CRO	2		2
15	MONGEL Aurore	FRA	2		2
15	BOGOMAZOVA Elena	RUS	2		2
15	KENKHUIS Johan	NED	2		2
15	BELYAKINA Daria	RUS	2		2
15	BIEDERMANN Paul	GER	2		2
22	ROSOLINO Massimiliano	ITA	1		1
22	HAYWOOD Kate	GBR	1		1
22	KOVACS Agnes	HUN	1		1
22	SERGEYEV Sergiy	UKR	1		1
22	BUGAYOV Anton	UKR	1		1
22	DEIBLER Steffen	GER	1		1
22	MEHLHORN Annika	GER	1		1

Timing & Data-Handling by OMEGA